

Filters & Strainers Technical Irrigation Filters



Irrigation Filters

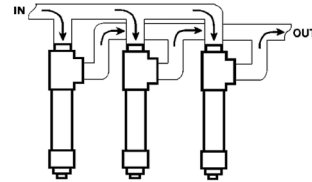
Specially designed for agricultural and irrigation applications. Suitable for any application where cool, filtered water is required. Standard units utilize an internal-to-external filter cartridge.



- 200 psi Working Pressure Non-Shock @ 73°F (23°C)
- Filter Body is made from NSF®-PW Approved PVC Material
- Optional Screen Meshes
- Compact Design, Easy to Clean
- Lightweight, Easy to Install

- Filter Screens are designed using a standard perforated Stainless Steel Screen
- Mesh Sizes include an inner Stainless Steel Cloth with Spring Support (external cloth on reverse flow filters)
- Pressure loss: 100 GPM – 3 psi 50 GPM – 1.25 psi
- May be bushed to required pipe size (Bushings sold separately)

- When more than 100 gpm is required, filters may be installed in parallel
- When installing filter, allow space for removing filter screen for cleaning
- Remove stainless steel filter screen before solvent welding filter to pipe manifold
- When filters are installed in the direct sun, it is suggested the filter body be coated with a water-base latex paint having a high reflectance
- Installation in a shaded area is preferred



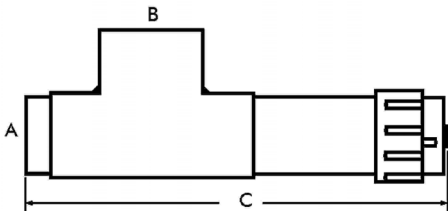
—CAUTION—

- WATER HAMMER MAY CAUSE SEVERE DAMAGE TO THE FILTER ASSEMBLY.
- BACK FLUSHING IS NOT RECOMMENDED.
- QUALITY GRADE THREAD SEALANT IS RECOMMENDED FOR ALL THREADED PVC CONNECTIONS.

Mesh Size	Hole Size (in.)	Part Number Extension
1/16" Holes	.0625	-16
1/32" Holes	.0312	-32
50 Mesh	.0117	-50
76 Mesh	.0095	-76
100 Mesh	.0059	-100
150 Mesh	.0041	-150
200 Mesh	.0029	-200

Additional Mesh Sizes available on request.

Filter Dimensions




Series	A Inlet		B Outlet	C Overall Length	Screen Length
	Socket	Spigot			
FLR	2-1/2	3	4	28	24
MFLR	2-1/2	3	4	16	12

Irrigation Reverse Flow Filters



100 GPM



50 GPM

- Filter cartridge specially designed for external-to-internal filtration
- Traps sediment and debris on outside of filter (standard filters use internal-to-external flow)
- 100 GPM and 50 GPM styles available