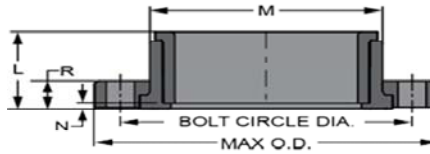


Schedule 80 PVC Technical
PVC Pipe Flange Dimensions & Information



**Flange Van Stone PIP
 (with plastic ring)**

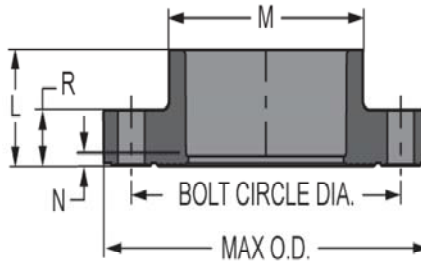
Socket



Part Number	Size	L	M	N	R	Bolt Circle Dia.	Bolt Size	Max. O.D.	No of Bolts	Approx. Wt. (Lbs.)
354-060	6x6.140	3-3/8	7-9/16	3/8	1-5/16	9-1/2	3/4	11-1/4	8	5.47
354-080	8X8.160	4-3/8	9-3/8	1/4	1-3/8	11-3/4	3/4	13-5/8	8	8.09
354-100	10X10.200	5-5/8	11-3/4	5/8	1-11/16	14-1/4	7/8	16	12	12.07
354-120	12X12.240	6-9/16	13-3/4	9/16	1-11/16	17	7/8	19	12	17.70

Flange One Piece

Socket



Part Number	Size	L	M	N	R	Bolt Circle Dia.	Bolt Size	Max. O.D.	Min. Bolt Length	No of Bolts	Approx. Wt. (Lbs.)
851-005	1/2	1- 1/16	1- 9/32	1/8	9/16	2- 3/8	1/2	3- 1/2	2	4	.21
851-007	3/4	1- 3/16	1- 1/2	1/8	5/8	2- 3/4	1/2	3- 7/8	2	4	.27
851-010	1	1- 5/16	1-13/16	3/16	3/4	3- 1/8	1/2	4- 1/4	2-1/4	4	.41
851-012	1-1/4	1-3/8	2- 3/16	3/32	21/32	3- 1/2	1/2	4- 5/8	2-1/4	4	.42
851-015	1-1/2	1-19/32	2- 1/2	3/16	23/32	3- 7/8	1/2	5- 1/16	2-1/2	4	.57
851-020	2	1-27/32	3	5/16	27/32	4- 3/4	5/8	6	3	4	.82
851-025	2-1/2	2- 1/4	3- 1/2	1/2	1	5- 1/2	5/8	7	3-1/4	4	1.50
851-030	3	2- 5/16	4- 9/32	3/8	1- 1/16	6	5/8	7- 1/2	3-1/4	4	1.73
851-040	4	2- 7/16	5- 7/32	3/16	1- 5/32	7- 1/2	5/8	9- 1/16	3-1/2	8	2.67
851-050	5	3- 1/4	6- 3/8	1/4	1	8- 1/2	3/4	10- 1/8	3-1/4	8	2.99
851-060	6	3- 1/4	7- 9/16	1/4	1- 3/8	9- 1/2	3/4	11	4	8	4.05
851-080	8	4-17/32	9- 3/4	1/2	1- 7/16	11-3/4	3/4	13- 5/8	4-1/2	8	7.63
851-100	10	5-3/8	11-25/32	13/32	1-21/32	14-1/4	7/8	16	4	12	12.94
851-100F*	10	9-7/8	11-15/16	4- 5/8	1- 3/8	14- 1/4	7/8	16	4	12	18.88
851-120	12	6-7/16	13-15/16	1/2	1-11/16	17	7/8	19	5	12	12.74
851-120F*	12	10-11/16	14- 1/8	4-7/16	1-3/8	17	7/8	19	5	12	26.90
851-140F*	14	7-9/16	15-9/16	9/16	2	18-3/4	1	21	5-1/2	12	26.83
851-160F*	16	8-9/16	17-3/4	9/16	2-3/8	21-1/4	1	23-1/2	6-1/2	16	39.00
851-180F*	18	15	19-1/8	6	1-1/2	22-3/4	1-1/8	25	4-1/8	16	45.81
851-200F*	20	16	21-3/16	6	1-1/2	25	1-1/8	27-1/2	5-1/2	20	57.81
851-240F*	24	19	25-3/8	7	1-1/2	29-1/2	1-1/4	32	5-1/2	20	84.58

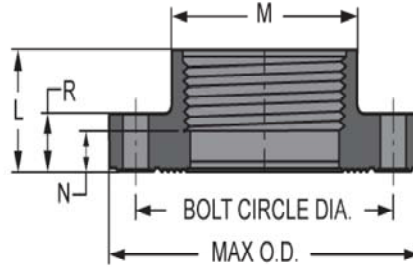
* Fabricated



Schedule 80 PVC Technical
PVC Pipe Flange Dimensions & Information

Flange One Piece

Fipt

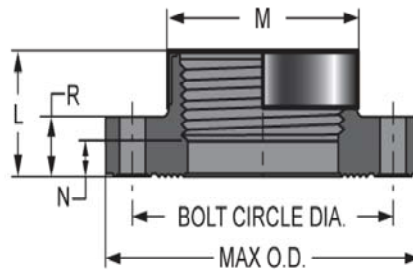


Part Number	Size	L	M	N	R	Bolt Circle Dia.	Bolt Size	Max. O.D.	No of Bolts	Approx. Wt. (Lbs.)
852-005	1/2	1- 1/16	1- 5/16	9/32	9/16	2- 3/8	1/2	3- 1/2	4	.20
852-007	3/4	1- 3/16	1-17/32	15/32	5/8	2- 3/4	1/2	3- 7/8	4	.29
852-010	1	1- 5/16	1-13/16	7/16	3/4	3- 1/8	1/2	4- 1/4	4	.40
852-012	1-1/4	1- 3/8	2- 7/32	17/32	23/32	3- 1/2	1/2	4- 5/8	4	.43
852-015	1-1/2	1-11/16	2- 1/2	19/32	23/32	3-27/32	1/2	5- 1/16	4	.61
852-020	2	1-27/32	3	7/8	7/8	4- 3/4	5/8	6	4	.95
852-025	2-1/2	2- 1/4	3- 1/2	15/16	1	5- 1/2	5/8	7	4	1.57
852-030	3	2- 5/16	4- 9/32	29/32	1- 1/16	6	5/8	7- 1/2	4	1.82
852-040	4	2- 1/16	5-3/16	5/16	1- 1/4	7- 1/2	5/8	9	8	2.91
852-060F*	6	6-11/16	7-3/16	5-3/16	1- 5/16	9- 1/2	3/4	11	8	7.98
852-080F*	8	8- 3/8	9- 5/16	6-5/8	1- 7/16	11- 3/4	3/4	13-5/8	8	13.92

* Fabricated

Flange - Special Reinforced One Piece

SR Fipt

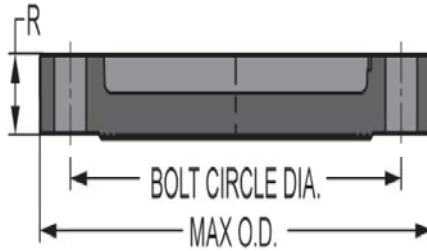


Part Number	Size	L	M	N	R	Bolt Circle Dia.	Bolt Size	Max. O.D.	No of Bolts	Approx. Wt. (Lbs.)
852-005SR	1/2	1- 3/32	1- 7/32	11/32	9/16	2- 3/8	1/2	3- 1/2	4	.20
852-007SR	3/4	1- 3/16	1- 3/8	7/16	5/8	2- 3/4	1/2	3- 7/8	4	.27
852-010SR	1	1- 7/16	1-23/32	17/32	21/32	3- 1/8	1/2	4- 1/4	4	.38
852-012SR	1-1/4	1- 9/16	2- 1/16	19/32	21/32	3- 1/2	1/2	4- 5/8	4	.49
852-015SR	1-1/2	1- 3/4	2- 7/16	3/4	3/4	3- 7/8	1/2	5	4	.64
852-020SR	2	1-13/16	3- 1/32	13/16	13/16	4- 3/4	5/8	5-31/32	4	.99
852-025SR	2-1/2	2- 1/8	3-19/32	3/8	1	5- 1/2	5/8	7	4	1.58
852-030SR	3	2- 5/16	4- 9/32	27/32	1- 1/16	6	5/8	7- 1/2	4	1.89
852-040SR	4	2- 1/2	5-3/16	1	1- 5/32	7- 1/2	5/8	9	8	3.00

Schedule 80 PVC Technical
PVC Pipe Flange Dimensions & Information



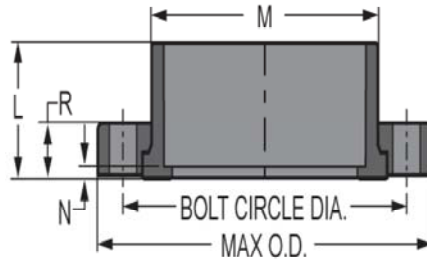
Flange - Blind



Part Number	Size	R	Bolt Circle Dia.	Bolt Size	Max. O.D.	Min. Bolt Length	No of Bolts	Approx. Wt. (Lbs.)
853-005	1/2	17/32	2- 3/8	1/2	3-17/32	2	4	.20
853-007	3/4	5/8	2- 3/4	1/2	3- 7/8	2	4	.28
853-010	1	3/4	3- 1/8	1/2	4- 1/4	2-1/4	4	.40
853-012	1-1/4	23/32	3- 1/2	1/2	4- 5/8	2-1/4	4	.37
853-015	1-1/2	23/32	3-27/32	1/2	5- 1/16	2-1/2	4	.49
853-020	2	27/32	4- 3/4	5/8	5-31/32	3	4	.81
853-025	2-1/2	1	5- 1/2	5/8	7	3-1/4	4	1.52
853-030	3	1- 1/16	6	5/8	7- 1/2	3-1/4	4	1.64
853-040	4	1- 5/32	7- 1/2	5/8	9- 1/16	3-1/2	8	2.41
853-060	6	1- 3/8	9- 1/2	3/4	11	4	8	4.36
853-080	8	1- 7/16	11- 3/4	3/4	13- 1/2	4-1/2	8	6.74
853-100	10	1-11/16	14- 1/4	7/8	16	5	12	11.67
853-120	12	1-11/16	17	7/8	19	5	12	16.96

**Flange Van Stone Style IPS
 (With Plastic Ring)**

Socket



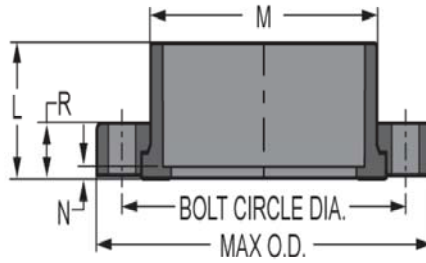
Part Number	Size	L	M	N	R	Bolt Circle Dia.	Bolt Size	Max. O.D.	No of Bolts	Approx. Wt. (Lbs.)
854-005	1/2	1- 1/32	1- 7/32	5/32	17/32	2- 3/8	1/2	3- 1/2	4	.18
854-007	3/4	1- 1/8	1- 7/16	5/32	9/16	2- 3/4	1/2	3- 7/8	4	.25
854-010	1	1- 9/32	1- 3/4	5/32	5/8	3- 1/8	1/2	4- 1/4	4	.35
854-012	1-1/4	1-13/32	2- 5/32	5/32	11/16	3- 1/2	1/2	4- 5/8	4	.43
854-015	1-1/2	1-17/32	2- 7/16	3/16	3/4	3- 7/8	1/2	5	4	.55
854-020	2	1-11/16	2-15/16	3/16	13/16	4- 3/4	5/8	6	4	.85
854-025	2-1/2	2	3- 1/2	3/16	31/32	5- 1/2	5/8	7	4	1.42
854-030	3	2- 1/8	4- 1/4	1/4	1- 1/16	6	5/8	7- 1/2	4	1.78
854-040	4	2- 1/2	5- 1/4	1/4	1- 1/8	7- 1/2	5/8	9	8	2.76
854-050	5	3	6- 1/4	3/8	1- 1/8	8- 1/2	3/4	10- 1/8	8	3.29
854-060	6	3- 3/8	7- 9/16	7/16	1- 9/32	9- 1/2	3/4	11	8	4.69
854-080	8	4- 3/8	9- 5/16	9/32	1-3/8	11- 3/4	3/4	13- 1/2	8	6.75
854-100	10	5-11/16	11- 3/4	21/32	1- 5/8	14- 1/4	7/8	16	12	11.68
854-120	12	7- 1/4	13- 3/4	5/8	1-5/8	17	7/8	19	12	17.30
854-140	14	7- 1/2	15- 1/2	1/2	2	18- 3/4	1	21	12	27.37
854-160	16	8- 3/4	17- 3/4	1/2	2- 3/8	21- 1/4	1	23- 1/2	16	40.07
854-180	18	9	20	1/4	2- 3/8	22- 3/4	1- 1/8	25	16	45.97



Schedule 80 PVC Technical
PVC Pipe Flange Dimensions & Information

**Flange Van Stone Style
 (Two Piece)**

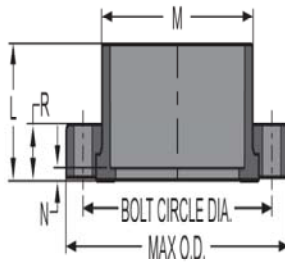
Socket



Part Number	Size	L	M	N	R	Bolt Circle Dia.	Bolt Size	Max. O.D.	No of Bolts	Approx. Wt. (Lbs.)
S854-020	2	1-11/16	2-15/16	3/16	13/16	4- 3/4	5/8	6	4	.96
S854-030	3	2- 1/8	4- 1/4	1/4	1- 1/16	6	5/8	7- 1/2	4	1.95
S854-040	4	2- 1/2	5- 1/4	1/4	1- 1/8	7- 1/2	5/8	9	8	2.30
S854-060	6	3- 3/8	7- 9/16	7/16	1- 9/32	9- 1/2	3/4	11	8	5.05
S854-080	8	4- 3/8	9- 5/16	3/8	1- 3/8	11- 3/4	3/4	13- 1/2	8	6.01
S854-100	10	5-11/16	11- 3/4	11/16	1- 5/8	14- 1/4	7/8	16	12	11.56
S854-120	12	7- 1/4	13- 3/4	5/8	1- 3/4	17	7/8	19	12	15.95

**Flange Van Stone Style
 with Multi-Bold Pattern Ring
 (Two Piece)**

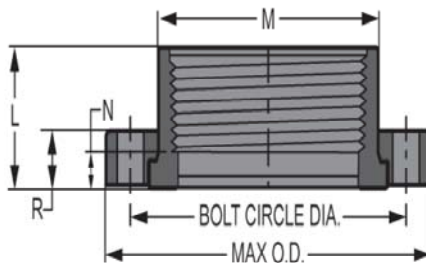
Socket



Part Number	Size	L	M	N	R	Bolt Circle Dia Max	Bolt Circle Dia Min	Bolt Size	Max. O.D.	No of Bolts	Approx. Wt. (Lbs.)
M854-020	2	1-11/16	2-15/16	3/16	13/16	4-15/16	4- 1/2	5/8	6	4	.85
M854-060	6	3- 3/8	7- 9/16	7/16	1- 9/32	9-1/2	9-7/32	3/4	11	8	4.61
M854-080	8	4- 3/8	9- 5/16	3/8	1- 3/8	11-3/4	11- 1/2	3/4	13- 1/2	8	6.90

**Flange Van Stone Style
 (Two Piece)**

Fipt



Part Number	Size	L	M	N	R	Bolt Circle Dia.	Bolt Size	Max. O.D.	No of Bolts	Approx. Wt. (Lbs.)
855-005	1/2	1- 1/32	1- 7/32	9/32	17/32	2- 3/8	1/2	3- 1/2	4	.19
855-007	3/4	1- 5/32	1- 3/8	13/32	9/16	2- 3/4	1/2	3- 7/8	4	.27
855-010	1	1- 1/4	1- 3/4	5/16	5/8	3- 1/8	1/2	4- 1/4	4	.36
855-012	1-1/4	1- 3/8	2- 1/8	13/32	11/16	3- 1/2	1/2	4- 5/8	4	.44
855-015	1-1/2	1-15/32	2- 7/16	13/32	3/4	3- 7/8	1/2	5	4	.55
855-020	2	1- 9/16	2-31/32	1/2	13/16	4- 3/4	5/8	6	4	.87
855-025	2-1/2	2	3- 9/16	7/16	1	5- 1/2	5/8	7	4	1.48
855-030	3	2- 1/8	4- 1/4	1/2	1- 1/16	6	5/8	7- 1/2	4	1.83

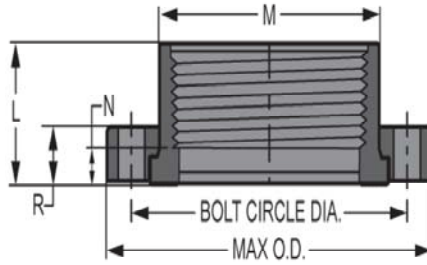
Schedule 80 PVC Technical
PVC Pipe Flange Dimensions & Information



**Flange Van Stone Style
 (Two Piece)**

Fipt

(Continued)

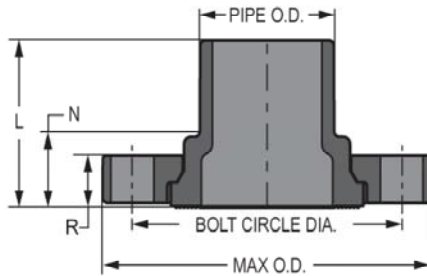


Part Number	Size	L	M	N	R	Bolt Circle Dia.	Bolt Size	Max. O.D.	No of Bolts	Approx. Wt. (Lbs.)
855-040	4	2- 1/16	5- 1/4	3/8	1- 1/4	7- 1/2	5/8	9	8	2.70
855-060F*	6	6-13/16	7- 3/16	5-5/16	1- 1/4	9- 1/2	3/4	11-3/16	8	7.62
855-080F*	8	8- 1/8	9- 5/16	6- 7/16	1- 1/2	11- 3/4	3/4	13- 1/2	8	11.30
855-100F*	10	10- 3/8	11- 9/16	8-1/2	1-11/16	14- 1/4	7/8	16	12	21.49
855-120F*	12	11-7/8	13-3/4	9-3/4	1-11/16	17	7/8	19	12	33.23

* Fabricated

**Flange Van Stone Style
 (Two Piece)**

Spigot



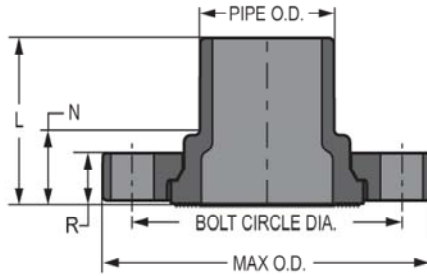
Part Number	Size	L	N	R	Bolt Circle Dia.	Bolt Size	Max. O.D.	No of Bolts	Approx. Wt. (Lbs.)
856-005	1/2	1- 3/4	29/32	17/32	2- 3/8	1/2	3- 1/2	4	.20
856-007	3/4	1-15/16	31/32	9/16	2- 3/4	1/2	3- 7/8	4	.28
856-010	1	2- 3/16	1- 1/32	5/8	3- 1/8	1/2	4- 1/4	4	.38
856-012	1-1/4	2-11/32	1- 3/32	11/16	3- 1/2	1/2	4- 5/8	4	.47
856-015	1-1/2	2- 5/8	1- 9/32	3/4	3- 7/8	1/2	5	4	.60
856-020	2	2- 7/8	1-11/32	13/16	4- 3/4	5/8	6	4	.93
856-025	2-1/2	3- 1/16	1- 9/32	1	5- 1/2	5/8	7	4	1.55
856-030	3	3- 3/8	1- 7/16	1- 1/16	6	5/8	7- 1/2	4	1.93
856-040	4	3- 7/8	1- 5/8	1- 1/4	7- 1/2	5/8	9	8	3.01
856-060	6	4- 3/4	1-25/32	1- 9/32	9- 1/2	3/4	11	8	4.76
856-080	8	5- 7/8	1-15/16	1- 3/8	11- 3/4	3/4	13- 1/2	8	7.67
856-100	10	8	2- 1/4	1- 5/8	14- 1/4	7/8	16	12	15.61
856-120	12	8- 1/2	2- 3/16	1- 5/8	17	7/8	19	12	22.66



Schedule 80 PVC Technical
PVC Pipe Flange Dimensions & Information

**Flange Van Stone Style
 with Multi-Bolt Pattern Ring
 (Two Piece)**

Spigot



Part Number	Size	L	N	R	Bolt Circle Dia.	Bolt Size	Max. O.D.	No of Bolts	Approx. Wt. (Lbs.)
M856-020	2	2- 7/8	1-11/32	13/16	4- 1/2	5/8	6	4	.94
M856-060	6	4- 3/4	1-25/32	1- 9/32	9- 7/32	3/4	11	8	4.69
M856-080	8	5- 7/8	1-15/16	1- 3/8	11- 1/2	3/4	13- 1/2	8	7.82

