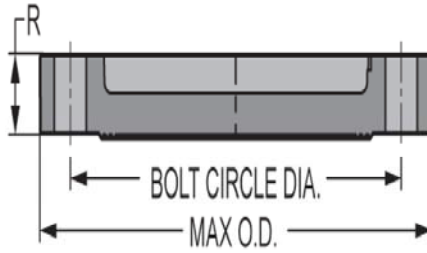


Schedule 80 CPVC Technical  
**CPVC Pipe Flange Dimensions & Information**



**Blind Flange**

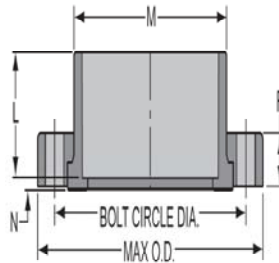


Part Number	Size	R	Bolt Circle Dia.	Bolt Size	Max. O.D.	Min. Bolt Length	No of Bolts	Approx. Wt. (Lbs.)
853-140CF*	14	1- 1/2	18- 3/4	1	21	4-1/8	12	29.30
853-160CF*	16	1- 1/2	21- 1/4	1	23- 1/2	4-1/8	16	49.48
853-180CF*	18	1- 1/2	22- 3/4	1- 1/8	25	4-1/8	16	65.97
853-200CF*	20	1- 1/2	25	1- 1/8	27- 1/2	4-1/8	20	98.96
853-240CF*	24	1- 1/2	29- 1/2	1- 1/4	32	5-1/2	20	131.94

\* Fabricated

**Flange Van Stone Style  
Class 300 Bolt Pattern  
Fabricated with Plastic Ring**

Socket



Part Number	Size	L	M	N	R	Bolt Circle Dia.	Bolt Size	Max. O.D.	No of Bolts	Approx. Wt. (Lbs.)
854-005CL300C*	1/2	1	1- 3/16	3/16	1/2	2- 5/8	1/2	3- 3/4	4	.45
854-007CL300C*	3/4	1- 1/8	1- 3/8	3/16	1	3- 1/4	5/8	4- 5/8	4	.44
854-010CL300C*	1	1- 1/4	1- 3/4	3/16	1	3- 1/2	5/8	4- 7/8	4	.62
854-012CL300C*	1-1/4	1- 3/8	2- 1/8	1/8	1	3- 7/8	5/8	5- 1/4	4	.77
854-015CL300C*	1-1/2	1- 1/2	2- 7/16	3/16	1	4- 1/2	5/8	6- 1/8	4	4.24
854-020CL300C*	2	1-11/16	2-15/16	3/16	1	5	5/8	6- 1/2	8	1.71
854-025CL300C*	2-1/2	2	3- 9/16	1/4	1	5- 7/8	3/4	7- 1/2	8	3.57
854-030CL300C*	3	2- 1/8	4- 1/4	1/4	1	6- 5/8	3/4	8- 1/4	8	4.89
854-040CL300C*	4	2- 1/2	5- 1/4	1/4	1- 1/2	7- 7/8	3/4	10	8	11.94
854-060CL300C*	6	3- 5/16	7- 9/16	5/16	1- 1/2	10- 5/8	3/4	12- 1/2	12	21.07
854-080CL300C*	8	4- 3/8	9- 3/8	5/16	1- 1/2	13	7/8	15	12	52.13
854-100CL300C*	10	5-11/16	11- 3/4	5/8	1- 1/2	15- 1/4	1	17- 1/2	16	33.85
854-120CL300C*	12	6-5/8	13-11/16	5/8	1- 1/2	17- 3/4	1- 1/8	20- 1/2	16	59.28
854-140CL300C*	14	7- 9/16	15- 9/16	9/16	2	20- 1/4	1- 1/8	23	20	50.43
854-160CL300C*	16	8- 9/16	17- 3/4	9/16	2	22- 1/2	1- 1/4	25- 1/2	20	67.14

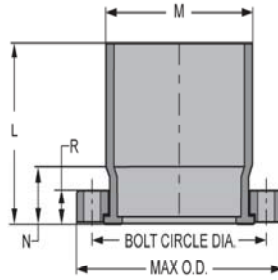
\* Fabricated



Schedule 80 CPVC Technical  
**CPVC Pipe Flange Dimensions & Information**

**Flange Van Stone Style IPS  
 With Plastic Ring**

Socket

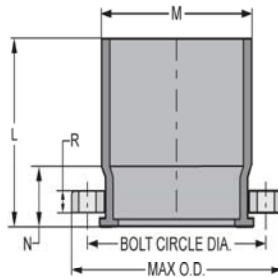


Part Number	Size	L	M	N	R	Bolt Circle Dia.	Bolt Size	Max. O.D.	Min. Bolt Length	No of Bolts	Approx. Wt. (Lbs.)
854-180CFP*	18	15	19-1/8	6	1-1/2	22-3/4	1-1/8	25	6	16	87.09
854-200CFP*	20	16	21- 3/16	6	1- 1/2	25	1- 1/8	27- 1/2	5-1/2	20	60.19
854-240CFP*	24	19	25- 3/8	7	1- 1/2	29- 1/2	1- 1/4	32	5-1/2	20	91.49

\* Fabricated

**Flange Van Stone Style with  
 Steel Ring**

Socket



Part Number	Size	L	M	N	R	Bolt Circle Dia.	Bolt Size	Max. O.D.	No of Bolts	Approx. Wt. (Lbs.)
854-120CFS*	12	9-5/8	13-9/16	3-3/8	1/2	17	7/8	19	12	28.89
854-140CFS*	14	11	14-7/8	4	1/2	18-3/4	1	21	12	38.10
854-160CFS*	16	13-1/2	17	5-1/2	1/2	21-1/4	1	23-1/2	16	50.98
854-180CFS*	18	14	19- 1/8	5	1/2	22- 3/4	1- 1/8	25	16	58.87
854-200CFS*	20	15	21- 3/16	5	1/2	25	1- 1/8	27- 9/16	20	72.50
854-240CFS*	24	18	25- 3/8	6	1/2	29- 1/2	1- 1/4	32	20	96.58

\* Fabricated