

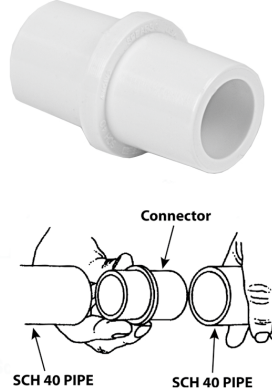
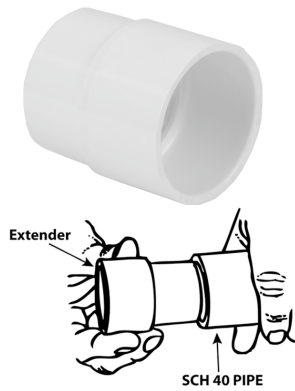


## Schedule 40 Repair Fittings

Schedule 40 Pipe Repair Fittings Allows Difficult Broken Pipe Repair To Be Made Easily

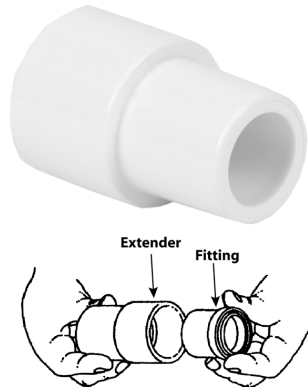
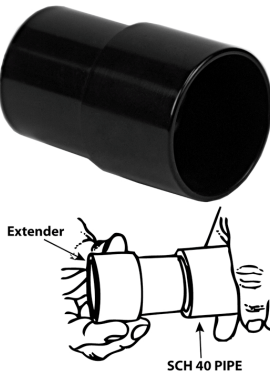
### Pipe Extenders

### Inside Connectors



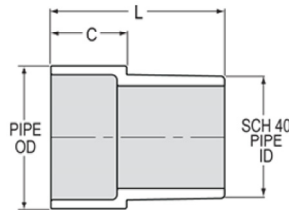
### Pipe Extenders, Class 200

### Extender Fittings



### Pipe Extenders, Schedule 40

Pipe O.D. Spigot x Pipe I.D. Spigot



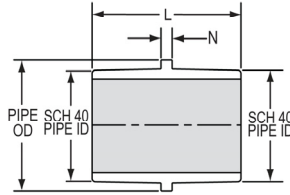
Part Number	Size	C	L	Approx. Wt. (Lbs.)
S0301-05	1/2	13/16	1-5/8	.01
S0301-07	3/4	13/16	1-11/16	.02
S0301-10	1	1	2	.04
S0301-12	1-1/4	1-1/16	2-1/4	.07
S0301-15	1-1/2	1-1/4	2-1/2	.10
S0301-20	2	1-1/4	2-7/8	.16
S0301-25	2-1/2	1-7/8	3-3/4	.32
S0301-30	3	2	4	.46
S0301-40	4	2-1/8	4-1/4	.72



## Repair Fittings

### Pipe Inside Connectors, Schedule 40

Pipe I.D. Spigot x Pipe I.D. Spigot

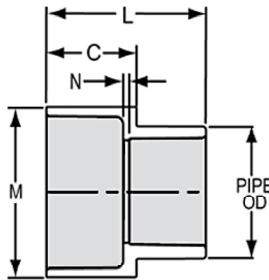


Part Number	Size	L	N	Approx. Wt. (Lbs.)
S0302-10	1	2-3/16	3/16	.04
S0302-15	1-1/2	2-11/16	3/16	.10
S0302-20	2	2-11/16	3/16	.14
S0302-30	3	4	1/4	.45
S0302-40	4	4-1/4	1/4	.67

### Fitting Extenders, Schedule 40

Spigot (Socket) x Socket O.D.

Spigot End also functions as next size down Socket

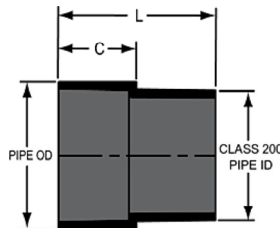


Part Number	Size	C	L	M	N	Approx. Wt. (Lbs.)
S0303-15	1-1/2	1-5/8	2-7/8	2-9/16	1/8	.20
S0303-20	2	1-5/8	2-7/8	3-1/16	1/8	.25

### Pipe Extenders, Class 200

Pipe O.D. Spigot x Pipe I.D. Spigot

Fits Class 200 Pipe I.D.



Part Number	Size	C	L	Approx. Wt. (Lbs.)
S0304-10	1	1	2	.02
S0304-12	1-1/4	1-1/16	2-3/16	.04
S0304-15	1-1/2	1-1/4	2-1/2	.06
S0304-20	2	1-1/4	2-1/2	.09