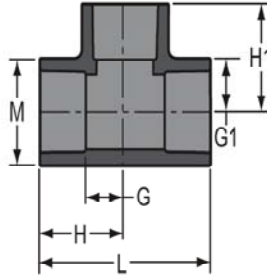


Schedule 40 Fittings Technical
PVC Gray Sch 40 Fittings Dimensions



Tee - Gray

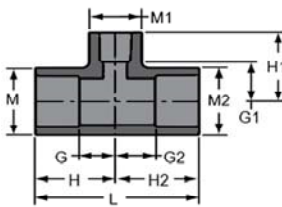
Socket x Socket x Socket



Part Number	Size	G	G1	H	H1	L	M	Approx. Wt. (Lbs.)
401-005G	1/2	1/2	1/2	1- 1/4	1- 1/4	2- 1/2	1- 3/32	.06
401-007G	3/4	9/16	9/16	1- 9/16	1- 9/16	3- 1/8	1- 5/16	.09
401-010G	1	11/16	11/16	1- 3/4	1- 3/4	3- 1/2	1- 5/8	.16
401-012G	1-1/4	7/8	7/8	2- 1/8	2- 1/8	4- 1/4	2	.27
401-015G	1-1/2	1-3/32	1-3/32	2-11/32	2-11/32	4-11/16	2-1/4	.33
401-020G	2	1- 3/8	1- 3/8	2- 3/4	2- 3/4	5- 1/2	2- 3/4	.49
401-025G	2-1/2	1-21/32	1-21/32	3-13/32	3-13/32	6-13/16	3-11/32	1.07
401-030G	3	1-15/16	1-15/16	3-27/32	3-27/32	7-11/16	4	1.42
401-040G	4	2-13/32	2-13/32	4- 7/16	4- 7/16	8- 7/8	5- 1/32	2.22
401-050G	5	3	3	6	6	12	6- 5/32	4.00
401-060G	6	3- 5/8	3- 5/8	6-21/32	6-21/32	13- 5/16	7- 9/32	5.93
401-080G	8	4- 1/2	4- 1/2	8-17/32	8-17/32	17- 1/16	9- 3/8	11.27
401-100G	10	5-13/16	5-13/16	10-27/32	10-27/32	21-11/16	11-21/32	23.61
401-120G	12	6-27/32	6-27/32	12-27/32	12-27/32	25-11/16	13- 3/4	36.92

Tee - Reducing - Gray

Socket x Socket x Socket



Part Number	Size	G	G1	G2	H	H1	H2	L	M	M1	M2	Approx. Wt. (Lbs.)
401-101G	3/4X1/2	17/32	5/8	17/32	1- 7/16	1- 3/8	1- 7/16	2-29/32	1- 5/16	1- 1/8	1- 5/16	.08
401-130G	1X1/2	9/16	13/16	9/16	1- 5/8	1- 9/16	1- 5/8	3- 3/16	1- 5/8	1- 1/16	1- 5/8	.12
401-131G	1X3/4	19/32	3/4	19/32	1- 5/8	1-21/32	1- 5/8	3- 9/32	1- 5/8	1- 5/16	1- 5/8	.15
401-166G	1-1/4X1/2	17/32	29/32	17/32	1-25/32	1-21/32	1-25/32	3- 9/16	1-31/32	1- 3/32	1-31/32	.18
401-167G	1-1/4X3/4	21/32	31/32	21/32	1-29/32	1-31/32	1-29/32	3-13/16	2	1-11/32	2	.19
401-168G	1-1/4X1	13/16	31/32	13/16	1-15/16	2- 1/32	1-15/16	3-27/32	2	1- 5/8	2	.21
401-209G	1-1/2X1/2	17/32	1- 1/32	17/32	1-27/32	1-25/32	1-27/32	3-11/16	2- 3/16	1- 1/16	2- 3/16	.22
401-210G	1-1/2X3/4	21/32	1- 3/32	21/32	1-31/32	2- 3/32	1-31/32	3-29/32	2- 7/32	1- 5/16	2- 7/32	.25
401-211G	1-1/2X1	25/32	27/32	25/32	2- 3/32	1-31/32	2- 3/32	4- 3/16	2- 7/32	1- 5/8	2- 7/32	.25
401-212G	1-1/2X1-1/4	1	1- 3/16	1	2- 9/32	2- 7/16	2- 9/32	4-19/32	2- 1/4	2	2- 1/4	.34
401-247G	2X1/2	35/64	1-11/32	35/64	1-59/64	2- 3/32	1-59/64	3-27/32	2-23/32	1- 3/32	2-23/32	.29
D401-247G	2X1/2	9/16	1- 7/32	9/16	1-15/16	2- 1/2	1-15/16	3- 7/8	2-23/32	1- 1/16	2-23/32	.31
401-248G	2X3/4	21/32	1- 1/2	21/32	2- 1/32	2- 1/16	2- 1/32	4- 1/16	2- 3/4	1-11/32	2- 3/4	.32
401-249G	2X1	13/16	1- 3/8	13/16	2- 3/16	2- 1/2	2- 3/16	4- 3/8	2-23/32	1- 5/8	2-23/32	.34
401-250G	2X1-1/4	1	1- 3/8	1	2- 3/8	2- 5/8	2- 3/8	4-23/32	2-23/32	1-31/32	2-23/32	.43
401-251G	2X1-1/2	1- 1/16	1- 5/16	1- 1/16	2- 3/8	2- 9/16	2- 3/8	4- 3/4	2-23/32	2- 1/4	2-23/32	.47
401-337G	3X1-1/2	1- 7/32	1-13/16	1- 7/32	3- 3/32	3- 1/8	3- 3/32	6- 3/16	4- 1/16	2- 7/32	4- 1/16	.97

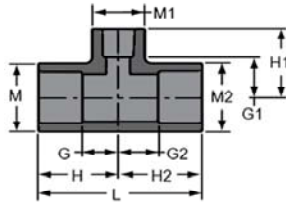


Schedule 40 Fittings Technical
PVC Gray Sch 40 Fittings Dimensions

Tee - Reducing - Gray

(Continued)

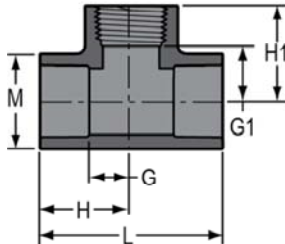
Socket x Socket x Socket



Part Number	Size	G	G1	G2	H	H1	H2	L	M	M1	M2	Approx. Wt. (Lbs.)
401-338G	3X2	1- 7/16	1-13/16	1- 7/16	3-11/32	3- 3/16	3-11/32	6-11/16	3-31/32	2-23/32	3-31/32	1.06
401-420G	4X2	1-13/32	2- 3/4	1-13/32	3- 7/16	4- 5/32	3- 7/16	6- 7/8	5- 1/32	2- 3/4	5- 1/32	1.43
401-422G	4X3	2- 1/32	2- 5/8	2- 1/32	4- 3/32	4- 1/2	4- 3/32	8- 5/32	5- 5/32	4- 1/16	5- 5/32	2.26
401-532G	6X4	2- 3/32	3- 5/8	2- 3/32	5- 9/16	5- 5/8	5- 9/16	11- 1/8	7- 7/32	5	7- 7/32	4.37
401-585G	8X6	3- 5/8	4- 3/4	3- 5/8	7-21/32	7-25/32	7-21/32	15-11/32	9-11/32	7- 1/4	9-11/32	8.66

Tee - Gray

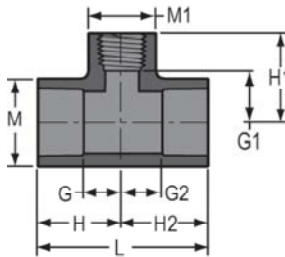
Socket x Socket x Fipt



Part Number	Size	G	G1	H	H1	L	M	Approx. Wt. (Lbs.)
402-005G	1/2	1/2	1/2	1- 1/4	1- 7/32	2- 1/2	1- 3/32	.07
402-007G	3/4	21/32	23/32	1-21/32	1- 7/16	3- 9/32	1- 5/16	.11
402-010G	1	13/16	7/8	1-15/16	1- 7/8	3- 7/8	1- 5/8	.17
402-012G	1-1/4	29/32	1- 1/8	2- 5/32	2- 1/16	4- 5/16	2	.33

Tee - Reducing - Gray

Socket x Socket x Fipt



Part Number	Size	G	G1	G2	H	H1	H2	L	M	M1	Approx. Wt. (Lbs.)
402-101G	3/4X1/2	17/32	11/16	17/32	1-17/32	1- 13/32	1-17/32	3- 1/16	1- 5/16	1- 1/8	.09
402-130G	1X1/2	1/2	7/8	1/2	1- 5/8	1- 1/2	1- 5/8	3- 1/4	1- 5/8	1- 1/8	.13
402-131G	1X3/4	21/32	13/16	21/32	1-25/32	1-17/32	1-25/32	3- 9/16	1- 5/8	1- 5/16	.16
402-166G	1-1/4X1/2	23/32	15/16	23/32	1-31/32	1-21/32	1-31/32	3-15/16	1-31/32	1- 3/32	.19
402-167G	1-1/4X3/4	13/16	1- 1/16	13/16	2- 1/16	1- 3/4	2- 1/16	4- 1/8	2	1- 5/16	.19
402-168G	1-1/4X1	21/32	1- 1/32	21/32	1- 7/8	1-27/32	1- 7/8	3-25/32	1-31/32	1- 5/8	.22
402-199G	1-1/2X1-1/4X1/2	19/32	1- 9/32	19/32	1-27/32	1-29/32	27/32	3-23/32	2- 1/4	1- 1/8	.21
402-209G	1-1/2X1/2	7/16	1- 3/16	7/16	1- 3/4	1- 7/8	1- 3/4	3- 1/2	2- 7/32	1- 3/32	.23
402-210G	1-1/2X3/4	21/32	1- 3/32	21/32	1-31/32	1-27/32	1-31/32	3-29/32	2- 1/4	1- 5/16	.23

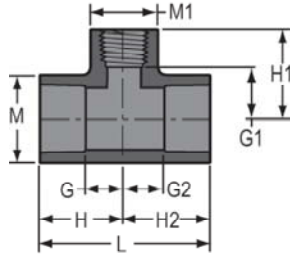
Schedule 40 Fittings Technical
PVC Gray Sch 40 Fittings Dimensions



Tee - Reducing - Gray

Socket x Socket x Fipt

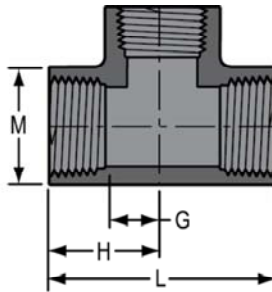
(Continued)



Part Number	Size	G	G1	G2	H	H1	H2	L	M	M1	Approx. Wt. (Lbs.)
402-211G	1-1/2X1-1/2X1	25/32	1- 1/16	25/32	2- 3/32	1-15/16	2- 3/32	4- 3/16	2- 1/4	1- 5/8	.31
402-212G	1-1/2X1-1/4	1	1- 3/32	1	2- 9/32	2- 1/32	2- 9/32	4-19/32	2- 1/4	2	.31
402-247G	2X1/2	21/32	1- 3/8	21/32	2- 1/32	2- 1/8	2- 1/32	4- 1/16	2- 3/4	1- 1/16	.30
402-248G	2X3/4	41/64	1-11/32	41/64	2- 1/64	2- 3/32	2- 1/64	4- 1/32	2- 3/4	1-11/32	.32
402-249G	2X1	13/16	1-13/32	13/16	2- 3/16	2- 1/4	2- 3/16	4- 3/8	2-23/32	1- 5/8	.42
402-250G	2X1-1/4	1	1- 3/8	1	2- 3/8	2- 5/16	2- 3/8	4- 3/4	2-23/32	1-31/32	.45
402-251G	2X1-1/2	1- 1/16	1- 1/4	1- 1/16	2- 5/16	2- 3/16	2- 5/16	4-19/32	2- 3/4	2- 1/4	.47

Tee - Gray

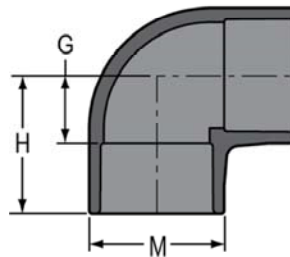
Fipt x Fipt x Fipt



Part Number	Size	G	H	L	M	Approx. Wt. (Lbs.)
405-005G	1/2	17/32	1- 1/4	2- 1/2	1- 3/32	.07
405-007G	3/4	19/32	1- 3/8	2- 3/4	1- 9/32	.10
405-010G	1	5/8	1-19/32	3- 3/16	1-23/32	.18
405-012G	1-1/4	15/16	1-15/16	3- 7/8	2- 7/32	.47
405-015G	1-1/2	1	2	4- 1/32	2- 7/32	.35
405-020G	2	1- 1/4	2- 5/16	4-19/32	2-23/32	.53

90° Ell - Gray

Socket x Socket



Part Number	Size	G	H	M	Approx. Wt. (Lbs.)
406-003G	3/8	3/8	1- 1/8	7/8	.02
406-005G	1/2	1/2	1- 1/4	1- 1/8	.04
406-007G	3/4	9/16	1- 1/2	1-11/32	.07
406-010G	1	11/16	1-13/16	1- 5/8	.11
406-012G	1-1/4	31/32	2- 5/32	2	.20

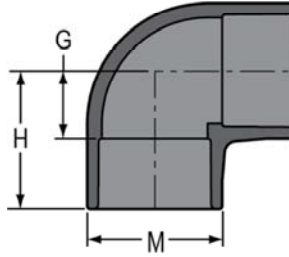


Schedule 40 Fittings Technical
PVC Gray Sch 40 Fittings Dimensions

90° EII - Gray

Socket x Socket

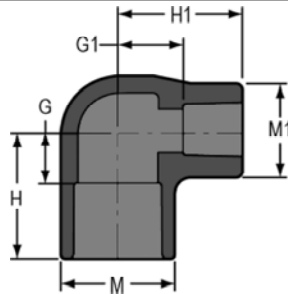
(Continued)



Part Number	Size	G	H	M	Approx. Wt. (Lbs.)
406-015G	1-1/2	1- 1/16	2-11/32	2- 1/4	.27
406-020G	2	1-5/16	2-11/16	2- 3/4	.37
406-025G	2-1/2	1- 1/2	3- 1/4	3-11/32	.71
406-030G	3	1-27/32	3-23/32	4	1.01
406-040G	4	2-13/32	4-13/32	5- 1/32	1.71
406-050G	5	3- 1/16	6- 1/8	6- 5/32	3.78
406-060G	6	3-17/32	6- 9/16	7- 9/32	4.68
406-080G	8	4-13/32	8- 7/16	9- 3/8	8.85
406-100G	10	5-13/16	10-27/32	11-19/32	19.40
406-120G	12	7- 1/16	13- 9/16	14- 1/4	25.94

90° EII - Reducing

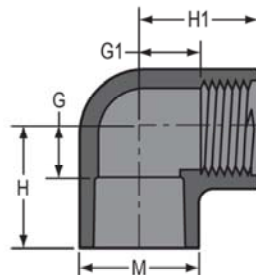
Socket x Socket



Part Number	Size	G	G1	H	H1	M	M1	Approx. Wt. (Lbs.)
406-101G	3/4X1/2	1/2	19/32	1- 1/2	1-11/32	1- 5/16	1- 3/32	.06
406-130G	1X1/2	9/16	1-1/16	1-11/16	1-13/16	1-5/8	1-1/8	.11

90° EII - Gray

Socket x Fipt



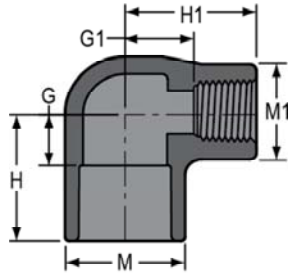
Part Number	Size	G	G1	H	H1	M	M1	Approx. Wt. (Lbs.)
407-005G	1/2	1/2	1/2	1- 1/4	1- 1/4	1- 3/32	1- 3/32	.05
407-007G	3/4	9/16	9/16	1- 9/16	1- 9/32	1- 5/16	1- 5/16	.08
407-010G	1	11/16	21/32	1-13/16	1- 9/16	1- 5/8	1-19/32	.15
407-012G	1-1/4	7/8	1- 5/32	2- 1/8	2- 1/32	2- 1/16	2- 1/16	.26
407-015G	1-1/2	1	1- 1/16	2- 5/16	2	2- 1/4	2- 1/4	.29
407-020G	2	1- 3/16	1- 9/32	2-11/32	2-11/32	2-11/32	2- 3/4	.44

Schedule 40 Fittings Technical
PVC Gray Sch 40 Fittings Dimensions



90° EII - Reducing - Gray

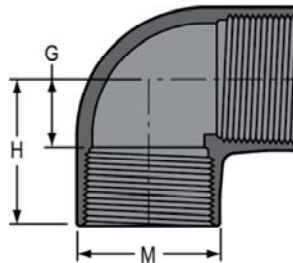
Socket x Fipt



Part Number	Size	G	G1	H	H1	M	M1	Approx. Wt. (Lbs.)
407-101G	3/4X1/2	9/16	5/8	1- 1/2	1- 3/8	1- 5/16	1- 3/32	.07

90° EII - Gray

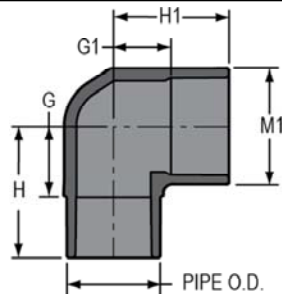
Fipt x Fipt



Part Number	Size	G	H	M	Approx. Wt. (Lbs.)
408-005G	1/2	1/2	1- 7/32	1- 3/32	.06
408-007G	3/4	1/2	1- 1/4	1- 5/16	.11
408-010G	1	5/8	1-17/32	1- 5/8	.21
408-012G	1-1/4	1	2	1-31/32	.27
408-015G	1-1/2	1-1/8	2-5/32	2-1/4	.36
408-020G	2	1- 5/16	2-11/32	2- 3/4	.53

90° Street EII - Gray

Spigot x Socket



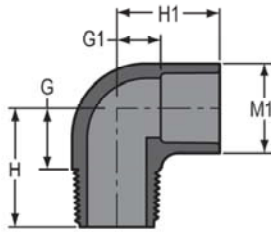
Part Number	Size	G	G1	H	H1	M1	Approx. Wt. (Lbs.)
409-005G	1/2	11/16	13/32	1- 7/16	1- 5/32	1- 5/32	.04
409-007G	3/4	27/32	17/32	1-27/32	1-17/32	1-11/32	.08
409-010G	1	31/32	11/16	2- 3/32	1-13/16	1- 5/8	.11
409-012G	1-1/4	1- 3/16	13/16	2-15/32	2- 1/16	1-31/32	.18
409-015G	1-1/2	1-11/32	1- 1/16	2- 5/8	2- 3/8	2- 1/4	.24



Schedule 40 Fittings Technical
PVC Gray Sch 40 Fittings Dimensions

90° Street Ell - Gray

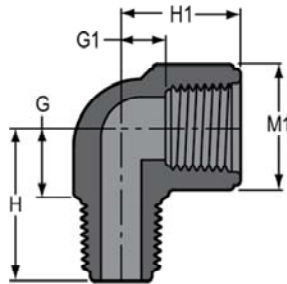
Mipt x Socket



Part Number	Size	G	G1	H	H1	M1	Approx. Wt. (Lbs.)
410-005G	1/2	21/32	3/8	1-11/32	1- 5/32	1- 3/32	.05
410-007G	3/4	27/32	15/32	1-17/32	1-15/32	1- 5/16	.07

90° Street Ell - Gray

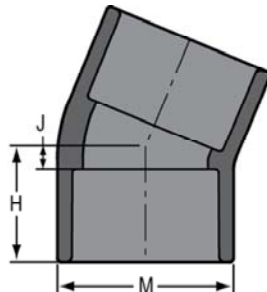
Mipt x Fipt



Part Number	Size	G	G1	H	H1	M1	Approx. Wt. (Lbs.)
412-005G	1/2	23/32	11/32	1-13/32	1-1/16	1-1/8	.04
412-007G	3/4	13/16	7/16	1-17/32	1-3/16	1-11/32	.06
412-010G	1	15/16	9/16	1-25/32	1-7/16	1-5/8	.16
412-015G	1-1/2	1-5/16	1	2-11/32	2-1/32	2-7/32	.24

22-1/2° Ell - Gray

Socket x Socket



Part Number	Size	H	J	M	Approx. Wt. (Lbs.)
416-060GF*	6	4- 5/8	1- 3/8	7- 3/16	2.92
416-120GF*	12	8- 1/2	2- 1/4	13- 9/16	15.74

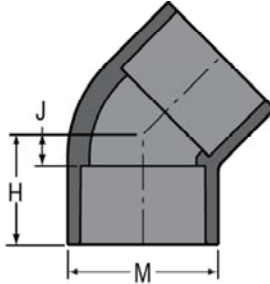
* Fabricated

Schedule 40 Fittings Technical
PVC Gray Sch 40 Fittings Dimensions



45° Ell - Gray

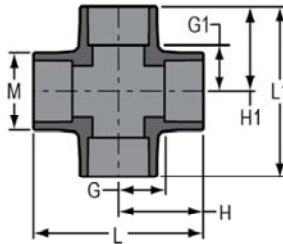
Socket x Socket



Part Number	Size	H	J	M	Approx. Wt. (Lbs.)
417-005G	1/2	1	1/4	1- 3/32	.03
417-007G	3/4	1- 3/8	7/16	1- 5/16	.06
417-010G	1	1- 1/2	15/32	1-21/32	.11
417-012G	1-1/4	1-25/32	17/32	2	.16
417-015G	1-1/2	1-29/32	19/32	2- 1/4	.18
417-020G	2	2- 1/16	11/16	2- 3/4	.31
417-025G	2-1/2	2- 7/16	11/16	3- 3/8	.55
417-030G	3	2-27/32	27/32	4	.86
417-040G	4	3- 3/32	1- 3/32	5- 1/32	1.24
417-050G	5	4- 3/8	1- 3/8	6- 5/32	2.40
417-060G	6	4- 3/4	1-23/32	7- 9/32	3.71
417-080G	8	6	2	9- 3/8	6.37

Cross - Gray

Socket x Socket x Socket x Socket



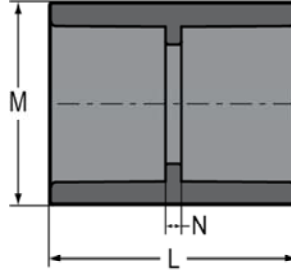
Part Number	Size	G	G1	H	H1	L	L1	M	Approx. Wt. (Lbs.)
420-005G	1/2	17/32	17/32	1-9/32	1-9/32	2-17/32	2-17/32	1- 3/32	.07
420-007G	3/4	9/16	9/16	1- 9/16	1- 9/16	3- 1/8	3- 1/8	1- 5/16	.11
420-010G	1	13/16	13/16	1-15/16	1-15/16	3- 7/8	3- 7/8	1- 5/8	.22
420-012G	1-1/4	1- 3/32	1- 3/32	2-11/32	2-11/32	4-23/32	4-23/32	2- 1/16	.36
420-015G	1-1/2	1- 1/4	1- 1/4	2-19/32	2-19/32	5- 5/32	5- 5/32	2- 5/16	.53
420-020G	2	1-17/32	1-17/32	2-29/32	2-29/32	5-27/32	5-27/32	2-13/16	.79
420-025G	2-1/2	1-21/32	1-21/32	3-21/32	3-21/32	7-11/32	7-11/32	3- 3/8	1.38
420-030G	3	2- 1/16	2- 1/16	3-15/16	3-15/16	7-29/32	7-29/32	4- 1/32	1.76
420-040G	4	2- 1/2	2- 1/2	4- 1/2	4- 1/2	9- 1/32	9- 1/32	5- 1/32	3.14



Schedule 40 Fittings Technical
PVC Gray Sch 40 Fittings Dimensions

Coupling - Gray

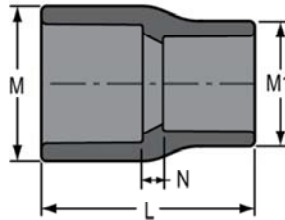
Socket x Socket



Part Number	Size	L	M	N	Approx. Wt. (Lbs.)
429-005G	1/2	1-19/32	1- 3/32	3/32	.02
429-007G	3/4	2- 3/32	1- 5/16	3/32	.04
429-010G	1	2- 1/8	1-19/32	1/8	.07
429-012G	1-1/4	2-11/32	1-31/32	3/32	.11
429-015G	1-1/2	2- 5/8	2- 7/32	1/16	.12
429-020G	2	2- 7/8	2- 3/4	3/32	.19
429-025G	2-1/2	3- 3/4	3- 5/16	3/16	.40
429-030G	3	3-31/32	4	3/16	.55
429-040G	4	4- 1/4	5- 1/32	3/16	.81
429-050G	5	6- 3/16	6- 1/8	3/16	1.61
429-060G	6	6- 5/16	7- 1/4	1/4	2.20
429-080G	8	8-11/32	9-11/32	1/4	6.42

Coupling - Reducer - Gray

Socket x Socket



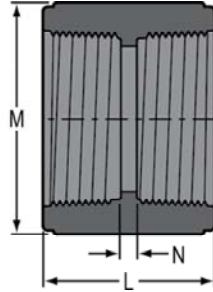
Part Number	Size	L	M	M1	N	Approx. Wt. (Lbs.)
429-101G	3/4X1/2	1-25/32	1- 5/16	1- 3/32	1/8	.04
429-131G	1X3/4	2- 1/8	1- 5/8	1- 5/16	1/8	.07
429-168G	1-1/4X1	2-11/16	2- 1/8	1- 3/4	5/16	.16
429-212G	1-1/2X1-1/4	2-13/16	2-13/32	2- 1/8	5/32	.20
429-251G	2X1-1/2	2-13/16	2-27/32	2- 1/4	1/8	.19
429-338G	3X2	4	4- 3/16	2- 7/8	21/32	.68
429-422G	4X3	4- 5/8	5- 1/4	4- 5/32	15/32	1.22

Schedule 40 Fittings Technical
PVC Gray Sch 40 Fittings Dimensions



Coupling - Gray

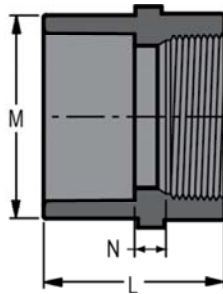
Fipt x Fipt



Part Number	Size	L	M	N	Approx. Wt. (Lbs.)
430-005G	1/2	1- 9/16	1- 1/8	7/32	.03
430-007G	3/4	1- 9/16	1-11/32	3/32	.04
430-010G	1	2- 1/16	1-11/16	3/32	.08

Female Adapter - Gray

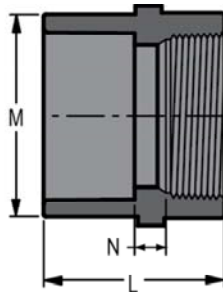
Socket x Fipt



Part Number	Size	L	M	N	Approx. Wt. (Lbs.)
435-005G	1/2	1-19/32	1- 3/32	3/32	.03
435-007G	3/4	1-27/32	1- 5/16	3/32	.04
435-010G	1	2	1-21/32	3/32	.08
435-012G	1-1/4	2- 9/32	1-31/32	1/16	.11
435-015G	1-1/2	2- 5/16	2- 7/32	3/32	.14
435-020G	2	2- 1/2	2- 3/4	1/8	.20
435-025G	2-1/2	3- 1/4	3- 5/16	3/16	.42
435-030G	3	3- 1/2	4	1/4	.60
435-040G	4	3-23/32	5- 1/32	3/16	.85
435-050G	5	5- 1/16	6- 5/16	3/16	1.44
435-060G	6	5- 3/4	7- 3/16	5/16	2.11

Female Adapter - Reducing - Gray

Socket x Fipt



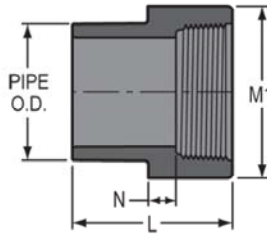
Part Number	Size	L	M	M1	N	Approx. Wt. (Lbs.)
435-073G	1/2X3/8	1-17/32	1- 3/32	15/16	3/16	.03
435-101G	3/4X1/2	1-13/16	1- 5/16	1- 1/8	3/32	.04
435-131G	1X3/4	2- 1/8	1- 5/8	1- 5/16	3/8	.07



Schedule 40 Fittings Technical
PVC Gray Sch 40 Fittings Dimensions

Female Adapter - Spigot - Gray

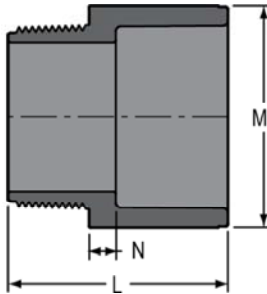
Spigot x Fipt



Part Number	Size	L	M1	N	Approx. Wt. (Lbs.)
478-005G	1/2	1-19/32	1- 3/32	1/32	.03
478-007G	3/4	1-15/16	1- 3/8	5/32	.05
478-010G	1	2- 7/16	1-23/32	5/32	.10
478-012G	1-1/4	2- 9/16	2- 1/16	9/32	.13
478-015G	1-1/2	2- 5/8	2- 5/16	7/32	.16
478-020G	2	2- 3/4	2-27/32	3/16	.26
478-030G	3	3- 7/8	4	9/32	.56
478-040G	4	4	5	3/8	.84

Male Adapter - Gray

Mipt x Socket



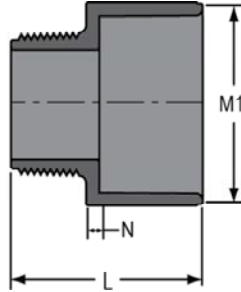
Part Number	Size	L	M1	N	Approx. Wt. (Lbs.)
436-005G	1/2	1-17/32	1-1/8	5/32	.02
436-007G	3/4	1-23/32	1- 5/16	5/32	.04
436-010G	1	2- 1/16	1- 5/8	7/32	.07
436-012G	1-1/4	2- 7/16	1-31/32	3/16	.11
436-015G	1-1/2	2-17/32	2- 1/4	3/16	.12
436-020G	2	2-21/32	2- 3/4	7/32	.20
436-025G	2-1/2	3-13/16	3-13/32	9/32	.43
436-030G	3	3-29/32	4- 3/32	9/32	.58
436-040G	4	4- 1/32	5- 1/8	9/32	.81
436-050G	5	5- 5/32	6- 1/4	5/16	1.42
436-060G	6	5-3/4	7- 9/32	3/4	2.09

Schedule 40 Fittings Technical
PVC Gray Sch 40 Fittings Dimensions



**Male Adapter -
 Reducing - Gray**

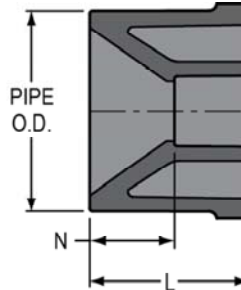
Mipt x Socket



Part Number	Size	L	M1	N	Approx. Wt. (Lbs.)
436-074G	1/2X3/4	1-25/32	1- 5/16	5/32	.04
436-101G	3/4X1/2	1-17/32	1- 1/8	3/32	.02

**Reducer Bushing Flush Style -
 Gray**

Spigot x Socket



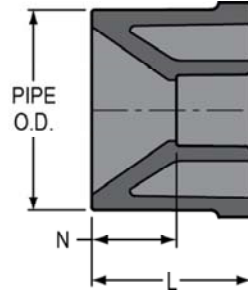
Part Number	Size	L	N	Approx. Wt. (Lbs.)
437-101G	3/4X1/2	1- 1/16	9/32	.01
437-130G	1X1/2	1- 1/4	15/32	.05
437-131G	1X3/4	1- 1/4	5/16	.03
437-166G	1-1/4X1/2	1-13/32	21/32	.08
437-167G	1-1/4X3/4	1- 1/2	9/16	.09
437-168G	1-1/4X1	1- 1/2	7/16	.12
437-209G	1-1/2X1/2	1-15/32	23/32	.10
437-210G	1-1/2X3/4	1- 7/16	7/16	.11
437-211G	1-1/2X1	1-17/32	1/2	.14
437-212G	1-1/2X1-1/4	1-17/32	9/32	.07
437-247G	2X1/2	1- 5/8	7/8	.17
437-248G	2X3/4	1- 9/16	9/16	.19
437-249G	2X1	1- 9/16	17/32	.16
437-250G	2X1-1/4	1-19/32	11/32	.17
437-251G	2X1-1/2	1- 9/16	1/4	.12
437-290G	2-1/2X1-1/4	2- 3/16	1- 1/8	.35
437-291G	2-1/2X1-1/2	2- 5/32	1- 3/16	.29
437-292G	2-1/2X2	2- 1/16	11/16	.21
437-334G	3X3/4	2- 5/16	1- 5/16	.48
437-335G	3X1	2- 7/32	1- 1/4	.46
437-336G	3X1-1/4	2- 9/32	1- 1/32	.49
437-337G	3X1-1/2	2- 9/32	31/32	.47
437-338G	3X2	2- 7/32	9/16	.48
437-339G	3X2-1/2	2- 7/32	7/16	.33
437-420G	4X2	2-13/32	1- 1/32	.86
437-421G	4X2-1/2	2- 5/16	9/16	.76
437-422G	4X3	2-11/32	15/32	.78
437-490G	5X4	2-31/32	23/32	1.33
437-532G	6X4	3- 9/16	1- 1/2	2.01



Schedule 40 Fittings Technical
PVC Gray Sch 40 Fittings Dimensions

Reducer Bushing Flush Style - Gray

Spigot x Socket

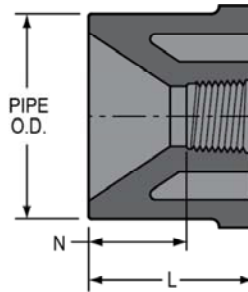


(Continued)

Part Number	Size	L	N	Approx. Wt. (Lbs.)
437-534G	6X5	3-17/32	7/8	2.02
437-582G	8X4	4-17/32	2- 1/2	4.26
437-585G	8X6	4-13/32	1- 3/8	4.03

Reducer Bushing Flush Style - Gray

Spigot x Fipt



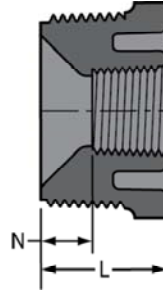
Part Number	Size	L	N	Approx. Wt. (Lbs.)
438-072G	1/2X1/4	1- 1/32	7/16	.02
438-073G	1/2X3/8	1	7/16	.01
438-098G	3/4X1/4	1- 7/32	5/8	.03
438-101G	3/4X1/2	1- 1/4	1/2	.02
438-130G	1X1/2	1- 3/8	21/32	.05
438-131G	1X3/4	1- 1/16	3/8	.05
438-166G	1-1/4X1/2	1-15/32	23/32	.10
438-167G	1-1/4X3/4	1-15/32	23/32	.10
438-168G	1-1/4X1	1- 7/16	1/2	.08
438-209G	1-1/2X1/2	1-23/32	31/32	.15
438-210G	1-1/2X3/4	1- 9/16	27/32	.12
438-211G	1-1/2X1	1-23/32	13/16	.14
438-212G	1-1/2X1-1/4	1- 1/2	9/16	.07
438-247G	2X1/2	1-29/32	1- 5/32	.22
438-248G	2X3/4	1- 7/8	1- 5/32	.25
438-249G	2X1	1- 7/8	1	.23
438-250G	2X1-1/4	1- 5/8	13/16	.18
438-251G	2X1-1/2	1-19/32	5/8	.14
438-291G	2-1/2X1-1/2	2- 3/8	1- 3/8	.34
438-292G	2-1/2X2	2- 1/16	1- 1/16	.25
438-338G	3X2	2- 3/16	1- 7/32	.53
438-420G	4X2	2-13/32	1-13/32	.78
438-422G	4X3	2-13/32	1	.79
438-490G	5X4	2-15/16	1-11/32	1.15
438-532G	6X4	3-17/32	2- 1/32	2.74

Schedule 40 Fittings Technical
PVC Gray Sch 40 Fittings Dimensions



Reducer (T.T.) Bushing - Gray

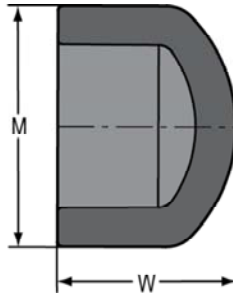
Mipt x Fipt



Part Number	Size	L	N	Approx. Wt. (Lbs.)
439-101G	3/4X1/2	15/16	3/16	.01
439-130G	1X1/2	1- 1/16	5/16	.05
439-131G	1X3/4	1- 1/8	13/32	.04
439-166G	1-1/4X1/2	1- 5/16	9/16	.08
439-167G	1-1/4X3/4	1- 9/32	9/16	.07
439-168G	1-1/4X1	1- 3/16	9/32	.06
439-210G	1-1/2X3/4	1-11/32	19/32	.10
439-211G	1-1/2X1	1-11/32	7/16	.10
439-212G	1-1/2X1-1/4	1-11/32	13/32	.12
439-249G	2X1	1- 3/8	15/32	.18
439-250G	2X1-1/4	1- 3/8	7/16	.16
439-251G	2X1-1/2	1- 3/8	13/32	.13

Cap - Gray

Socket



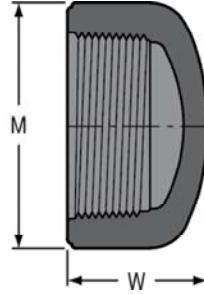
Part Number	Size	M	W	Approx. Wt. (Lbs.)
447-003G	3/8	7/8	1	.01
447-005G	1/2	1- 3/32	1- 1/16	.02
447-007G	3/4	1- 5/16	1- 5/16	.02
447-010G	1	1- 9/16	1- 9/16	.05
447-012G	1-1/4	1-31/32	1- 3/4	.08
447-015G	1-1/2	2- 1/4	1-29/32	.11
447-020G	2	2-23/32	2- 1/32	.16
447-025G	2-1/2	3- 5/16	2- 9/16	.35
447-030G	3	4	2-29/32	.49
447-040G	4	5- 1/16	3- 1/8	.77
447-050G	5	6- 1/8	4-13/32	1.45
447-060G	6	7- 1/4	5	1.98
447-080G	8	9- 9/16	6- 3/8	3.84



Schedule 40 Fittings Technical
PVC Gray Sch 40 Fittings Dimensions

Cap - Gray

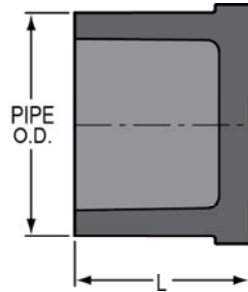
Fipt



Part Number	Size	M	W	Approx. Wt. (Lbs.)
448-003G	3/8	15/16	25/32	.01
448-005G	1/2	1- 1/8	1- 1/32	.02
448-007G	3/4	1-11/32	1- 1/16	.03
448-010G	1	1- 5/8	1- 5/16	.06
448-012G	1-1/4	2- 1/16	1- 1/2	.09
448-015G	1-1/2	2- 1/4	1- 9/16	.11
448-020G	2	2- 3/4	1-23/32	.17
448-030G	3	4	2-13/32	.53
448-040G	4	5- 5/32	2-13/16	.76

Plug - Gray

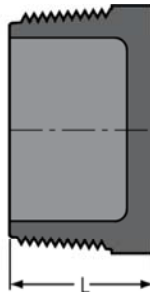
Spigot



Part Number	Size	L	Approx. Wt. (Lbs.)
449-005G	1/2	7/8	.01
449-007G	3/4	1- 1/8	.02
449-010G	1	1- 3/8	.04
449-012G	1-1/4	1-17/32	.08
449-015G	1-1/2	1- 5/8	.10
449-020G	2	1- 3/4	.21
449-030G	3	2- 3/32	.46

Plug - Gray

Mipt



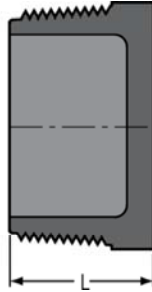
Part Number	Size	L	Approx. Wt. (Lbs.)
450-003G	3/8	25/32	.01
450-005G	1/2	13/16	.01

Schedule 40 Fittings Technical
PVC Gray Sch 40 Fittings Dimensions



Plug - Gray

Mipt



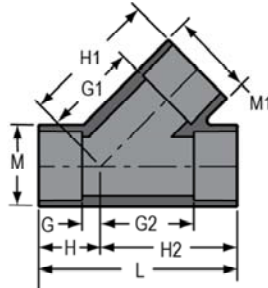
(Continued)

Part Number	Size	L	Approx. Wt. (Lbs.)
450-007G	3/4	7/8	.02
450-010G	1	1- 7/32	.04
450-012G	1-1/4	1- 9/32	.06
450-015G	1-1/2	1-11/32	.09
450-020G	2	1- 3/8	.14
450-025G	2-1/2	1-31/32	.31
450-030G	3	1- 7/8	.38
450-040G	4	2- 1/8	.72

Wye - Gray

Socket x Socket x Socket

100 psi maximum internal pressure rating @ 73°F (23°C)



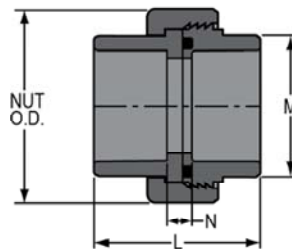
Part Number	Size	G	G1	G2	H	H1	H2	L	M	M1	Approx. Wt. (Lbs.)
475-100G	10	2-13/32	14	14	7-13/32	19	19	26-13/32	11-19/32	11-19/32	26.65
475-120G	12	2-11/16	16- 1/8	16- 7/32	8- 3/4	22- 7/32	22- 9/32	31- 1/32	13-21/32	13-21/32	41.32

Union - Socket/Buna - Gray

Socket x Socket with Buna-N O-ring Seal

150 psi @ 73°F (23°C)

Dimensions Also Applicable to
 497-XXXG EPDM O-Ring Seals



Part Number	Size	L	M	N	NUT O.D.	Approx. Wt. (Lbs.)
457-005G	1/2	1-27/32	1- 3/32	11/32	1-23/32	.08
457-007G	3/4	2- 3/16	1- 5/16	11/32	1-31/32	.11
457-010G	1	2- 7/16	1- 5/8	11/32	2- 3/8	.17
457-012G	1-1/4	2-29/32	1-31/32	13/32	2-11/16	.24
457-015G	1-1/2	3- 1/32	2- 1/4	3/8	3- 3/32	.32
457-020G	2	3- 9/32	2-23/32	17/32	3- 5/8	.49

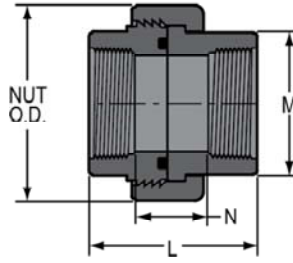


Schedule 40 Fittings Technical
PVC Gray Sch 40 Fittings Dimensions

Union - FIPT/Buna - Gray

Fipt x Fipt with Buna-N O-ring Seal
 150 psi @ 73°F (23°C)

Dimensions Also Applicable to
 498-XXXG EPDM O-Ring Seals



Part Number	Size	L	M	N	NUT O.D.	Approx. Wt. (Lbs.)
458-005G	1/2	1-25/32	1- 3/32	5/16	1-23/32	.08
458-007G	3/4	1-25/32	1- 5/16	11/32	1-31/32	.11
458-010G	1	2- 1/8	1- 5/8	11/32	2- 3/8	.18
458-012G	1-1/4	2- 1/4	1-31/32	13/32	2-11/16	.37
458-015G	1-1/2	2- 9/32	2- 1/4	3/8	3- 3/32	.31
458-020G	2	2- 1/2	2-23/32	1/2	3- 5/8	.51

