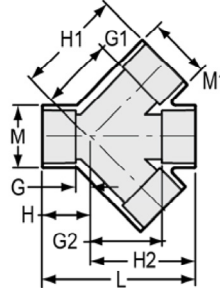




### Double Wye - Reducing

Socket x Socket x Socket x Socket

Size 3" is 150 psi, all Fabricated Sizes- 100 psi  
Maximum Internal Pressure Rating @ 73°F (23° C)



Part Number	Size	G	G1	G2	H	H1	H2	L	M	M1	Approx. Wt. (Lbs.)
476-338	3X2	3/16	4- 1/4	4	2-1/16	5- 3/4	5-7/8	7-15/16	4- 3/16	2- 7/8	2.27
476-528F <sup>2*</sup>	6X2	7/8	8- 7/16	7- 1/2	4- 1/8	10- 3/16	10- 3/4	14- 7/8	7- 3/16	2-11/16	8.06
476-530F <sup>2*</sup>	6X3	1-13/16	9- 9/16	8- 7/16	5- 1/16	11-13/16	11-11/16	16- 3/4	7- 3/16	3-15/16	10.28
476-532F <sup>2*</sup>	6X4	2- 9/16	10- 9/16	9- 3/16	5-13/16	12-13/16	12- 7/16	18- 1/4	7- 3/16	5	13.01
476-578F <sup>2*</sup>	8X2	9/16	9- 3/4	9- 3/16	4-13/16	11- 1/2	13- 7/16	18- 1/4	9- 1/4	2-11/16	12.48
476-580F <sup>2*</sup>	8X3	1- 5/16	10- 7/8	9-15/16	5- 9/16	13- 1/8	14- 3/16	19- 3/4	9- 1/4	3-15/16	15.79
476-582F <sup>2*</sup>	8X4	2- 1/16	11- 7/8	10-11/16	6- 5/16	14- 1/8	14-15/16	21- 1/4	9- 1/4	5	18.50
476-585F <sup>2*</sup>	8X6	3- 1/2	12-13/16	12- 1/8	7- 3/4	16- 1/16	16- 3/8	24- 1/8	9- 1/4	7- 3/16	24.77
476-621F <sup>2*</sup>	10X2	1/2	11- 3/16	10- 1/4	4- 3/4	12-15/16	15- 1/2	20- 1/4	11- 1/2	2-11/16	13.92
476-623F <sup>2*</sup>	10X3	1/2	12- 5/16	11- 1/4	5- 3/4	14- 9/16	16- 1/2	22- 1/4	11- 1/2	3-15/16	17.25
476-624F <sup>2*</sup>	10X4	1- 7/16	13- 5/16	12- 3/16	6-11/16	15- 9/16	17- 7/16	24- 1/8	11- 1/2	5	26.45
476-626F <sup>2*</sup>	10X6	3- 1/2	14- 1/4	14- 1/4	8- 3/4	17- 1/2	19- 1/2	28- 1/4	11- 1/2	7- 3/16	33.48
476-628F <sup>2*</sup>	10X8	5- 1/8	15-11/16	15- 7/8	10- 3/8	19-15/16	21- 1/8	31- 1/2	11- 1/2	9- 1/4	42.77
476-661F <sup>2*</sup>	12X2	1- 1/8	12- 9/16	11- 5/8	5- 1/8	14- 5/16	17- 7/8	23	13- 9/16	2-11/16	32.17
476-663F <sup>2*</sup>	12X3	3/8	13-11/16	12- 3/8	5- 7/8	15-15/16	18- 5/8	24- 1/2	13- 9/16	3-15/16	26.15
476-664F <sup>2*</sup>	12X4	3/8	14-11/16	13- 1/8	6- 5/8	16-15/16	19- 3/8	26	13- 9/16	5	33.25
476-666F <sup>2*</sup>	12X6	2- 3/8	15- 5/8	15- 1/8	8- 5/8	18- 7/8	21- 3/8	30	13- 9/16	7- 3/16	42.55
476-668F <sup>2*</sup>	12X8	3- 7/8	17- 1/16	16- 5/8	10- 1/8	21- 5/16	22- 7/8	33	13- 9/16	9- 1/4	54.71
476-670F <sup>2*</sup>	12X10	5- 3/8	18- 1/8	18- 1/8	11- 5/8	23- 3/8	24- 3/8	36	13- 9/16	11- 1/2	67.88
476-756F <sup>*</sup>	16X6	1-7/8	17-13/16	17-7/8	9-7/8	21-1/16	25-7/8	35-3/4	17	7-3/16	64.27
476-786F <sup>*</sup>	18X6	7/8	19-1/8	18-7/8	9-7/8	22-3/8	27-7/8	37-3/4	19-1/8	7-3/16	91.45

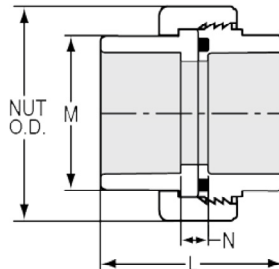
<sup>2</sup> Fiberglass reinforced.

\* Fabricated

### Union - Socket/Buna

Socket x Socket with Buna-N O-ring Seal

Dimensions Also Applicable to  
497-XXX EPDM O-Ring Seals



Pressure Rating  
150 psi @ 73°F

Part Number	Size	L	M	N	NUT O.D.	Approx. Wt. (Lbs.)
457-005	1/2	1-27/32	1- 3/32	11/32	1-23/32	.08
457-007	3/4	2- 3/16	1- 5/16	11/32	1-31/32	.11
457-010	1	2- 7/16	1- 5/8	11/32	2- 3/8	.17
457-012	1-1/4	2-29/32	1-31/32	13/32	2-11/16	.24
457-015	1-1/2	3- 1/32	2- 1/4	3/8	3- 3/32	.32
457-020	2	3- 9/32	2-23/32	17/32	3- 5/8	.49
457-025	2-1/2	4- 1/16	3-11/32	9/16	4- 3/8	.87

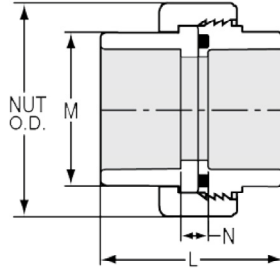
Schedule 40 Fittings Technical  
**Schedule 40 Unions Dimensions & Information**



**Union - Socket/Buna**

(Continued)

Socket x Socket with Buna-N O-ring Seal  
 Dimensions Also Applicable to  
 497-XXX EPDM O-Ring Seals

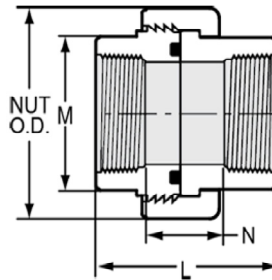


Pressure Rating  
 150 psi @ 73°F

Part Number	Size	L	M	N	NUT O.D.	Approx. Wt. (Lbs.)
457-030	3	4-11/32	4	11/16	5-3/32	1.27
457-040	4	4-5/8	5-1/32	19/32	6-3/16	1.78
457-060	6	6-7/8	7-9/32	13/16	8-7/8	5.45

**Union - Fipt/Buna**

Fipt x Fipt with Buna O-ring Seal  
 Dimensions Also Applicable to  
 498-XXX EPDM O-Ring Seals

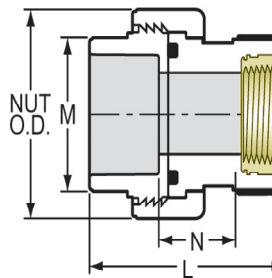


Pressure Rating  
 150 psi @ 73°F

Part Number	Size	L	M	N	NUT O.D.	Approx. Wt. (Lbs.)
458-005	1/2	1-25/32	1-3/32	5/16	1-23/32	.08
458-007	3/4	1-25/32	1-5/16	11/32	1-31/32	.11
458-010	1	2-1/8	1-5/8	11/32	2-3/8	.18
458-012	1-1/4	2-1/4	1-31/32	13/32	2-11/16	.23
458-015	1-1/2	2-9/32	2-1/4	3/8	3-3/32	.31
458-020	2	2-1/2	2-23/32	1/2	3-5/8	.47
458-025	2-1/2	3-5/32	3-11/32	9/16	4-3/8	.88
458-030	3	3-13/32	4	5/8	5-3/32	1.25
458-040	4	3-9/16	5-1/32	5/8	6-3/16	1.75
458-060	6	4-27/32	7-1/4	1-1/2	8-7/8	5.14

**Union - Brass Fipt/Buna**

Socket x Fipt with Brass Thread Insert & Buna-N O-ring Seal  
 Dimensions Also Applicable to  
 499-XXXBR EPDM O-Ring Seals



Pressure Rating  
 235 psi @ 73°F

Part Number	Size	L	M	N	NUT O.D.	Approx. Wt. (Lbs.)
459-010BR	1	2-13/16	1-7/8	1-1/32	2-7/8	.52
459-012BR	1-1/4	3-9/32	2-7/32	1-1/16	3-5/16	.68
459-015BR	1-1/2	3-1/2	2-9/16	1-3/32	3-17/32	.91
459-020BR	2	3-5/8	2-7/8	1-1/4	4-5/16	1.54

**Not intended to convey or dispense water for human consumption through drinking or cooking**

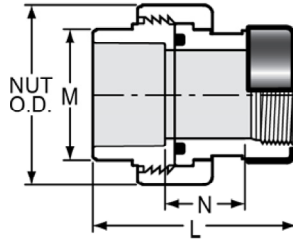


Schedule 40 Fittings Technical  
**Schedule 40 Unions Dimensions & Information**

**Union - Special Reinforced  
 Fipt/Buna**

Socket x SR Fipt with Buna O-ring Seal - Stainless Steel Collar

Dimensions Also Applicable to  
 499-XXXSR EPDM O-Ring Seals



Pressure Rating  
 235 psi @ 73°F

Part Number	Size	L	M	N	NUT O.D.	Approx. Wt. (Lbs.)
459-002SR	1/4	2- 1/8	7/8	29/32	1-11/16	.09
459-003SR	3/8	2- 5/16	1	1	1-13/16	.06
459-005SR	1/2	2- 9/32	1- 9/32	21/32	1-31/32	.16
459-007SR	3/4	2-19/32	1-17/32	27/32	2- 1/2	.27
459-010SR	1	2-15/16	1-11/16	7/8	2- 7/8	.39
459-012SR	1-1/4	3- 7/32	2- 1/16	31/32	3- 5/16	.54
459-015SR	1-1/2	3- 7/16	2- 9/16	1- 1/16	3- 9/16	.67
459-020SR	2	4- 1/8	3	1- 9/16	4- 5/32	1.11
459-030SR	3	5- 9/32	4- 5/16	1-31/32	5-13/16	2.61
459-040SR	4	5-15/16	5- 1/4	2- 1/8	5- 3/4	4.02

