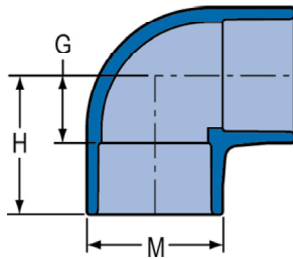


Low Extractable Technical
Low Extractable Technical Information



90° EII

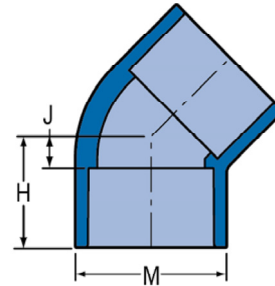
Socket x Socket



Part Number	Size	G	H	M	Approx. Wt. (Lbs.)
806-005BL	1/2	9/16	1-15/32	1-3/16	.08
806-007BL	3/4	11/16	1-11/16	1-7/16	.11
806-010BL	1	13/16	1-31/32	1-23/32	.18
806-012BL	1-1/4	1-1/32	2-5/16	1-31/32	.33
806-015BL	1-1/2	1-3/32	2-15/32	2-11/32	.38
806-020BL	2	1-7/16	2-15/16	2-7/8	.60
806-030BL	3	2-1/16	3-31/32	4-5/32	1.57
806-040BL	4	2-19/32	4-27/32	5-1/4	2.80
806-060BL	6	3-23/32	6-3/4	7-19/32	6.89

45° EII

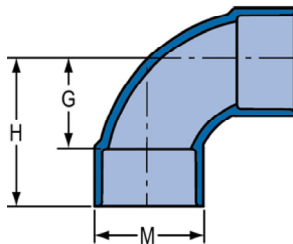
Socket x Socket



Part Number	Size	H	J	M	Approx. Wt. (Lbs.)
817-005BL	1/2	1-1/8	1/4	1-3/16	.05
817-007BL	3/4	1-11/32	11/32	1-13/32	.09
817-010BL	1	1-7/16	11/32	1-23/32	.14
817-012BL	1-1/4	1-11/16	13/32	2-3/32	.21
817-015BL	1-1/2	1-27/32	7/16	2-3/8	.29
817-020BL	2	2-5/32	21/32	2-7/8	.41
817-030BL	3	2-27/32	31/32	4-1/8	1.12
817-040BL	4	3-3/8	1-3/32	5-1/4	2.23
817-060BL	6	4-7/8	1-7/8	7-9/16	5.37

90° Sweep EII

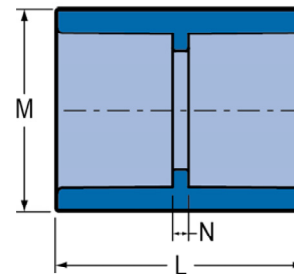
Socket x Socket



Part Number	Size	G	H	M	Approx. Wt. (Lbs.)
806-005SBL	1/2	27/32	1-23/32	1-3/16	.07
806-007SBL	3/4	1-1/32	2-1/32	1-13/32	.11
806-010SBL	1	1-5/16	2-7/16	1-23/32	.19
806-012SBL	1-1/4	1-9/16	2-13/16	2-3/32	.27
806-015SBL	1-1/2	1-3/4	3-1/8	2-11/32	.36
806-020SBL	2	2-5/16	3-13/16	2-7/8	.64

Coupling

Socket x Socket



Part Number	Size	L	M	N	Approx. Wt. (Lbs.)
829-005BL	1/2	1-7/8	1-3/16	1/8	.09
829-007BL	3/4	2-1/8	1-13/32	1/8	.09
829-010BL	1	2-3/8	1-23/32	1/8	.11
829-012BL	1-1/4	2-23/32	2-7/32	7/32	.22
829-015BL	1-1/2	2-7/8	2-11/32	3/32	.19
829-020BL	2	3-1/8	2-7/8	1/16	.30
829-030BL	3	4	4-3/16	3/16	.80
829-040BL	4	4-3/4	5-5/16	1/4	1.50
829-060BL	6	6-1/4	7-11/16	1/4	3.44