


**Fabricated Fittings Product**  
**PVC 80, 100 & 125 PSI PIP Fabricated Fittings**



**Caps**

Size	80 PSI	100 PSI	125 PSI
	Prod Code:310 Part Number	Prod Code:320 Part Number	Prod Code:330 Part Number


**Cap (Socket)**

	6	---	300-107540 51.63	---
	8	---	300-107541 65.87	---
	10	---	300-107542 105.88	---
	12	---	300-107543 139.45	---
	15	---	300-107545 227.27	---
	18	---	300-107547 444.01	---
	21	---	300-107549 679.31	---
	24	---	300-107550 928.91	---
	27	---	3047-270 1165.66	---
	30	---	3047-300 2848.06	---

**Eccentric Stub Surface Reducer**


Size	80 PSI	100 PSI	125 PSI
	Prod Code: 310 Part Number	Prod Code: 320 Part Number	Prod Code: 330 Part Number

**Eccentric Stub Surface Reducer (Socket)**

	6X2	---	3040-528E 85.73	---
	6X3	---	3040-530E 86.40	---
	6X4	---	3040-532E 89.54	---
	8X2	---	3040-578E 111.13	---
	8X3	---	3040-580E 112.37	---
	8X4	---	3040-582E 114.35	---
	8X6	---	3040-585E 126.15	---
	10X2	---	3040-621E 134.29	---
	10X3	---	3040-623E 140.49	---
	10X4	---	3040-624E 149.68	---
	10X6	---	3040-626E 154.19	---
	10X8	---	3040-628E 174.72	---
	12X2	---	3040-661E 189.83	---

Size	80 PSI	100 PSI	125 PSI
	Prod Code: 310 Part Number	Prod Code: 320 Part Number	Prod Code: 330 Part Number

**Eccentric Stub Surface Reducer (Socket) (continued)**

	12X4	---	3040-664E 223.38	---
	12X6	---	3040-666E 233.44	---
	12X8	---	3040-668E 239.27	---
	15X2	---	3040-721E 203.59	---
	15X3	---	3040-723E 232.61	---
	15X4	---	3040-724E 240.28	---
	15X6	---	3040-726E 245.24	---
	15X8	---	3040-728E 265.76	---
	15X10	---	3040-730E 291.88	---
	15X12	---	3040-732E 326.97	---
	18X2	---	3040-781E 472.61	---
	18X3	---	3040-783E 477.02	---
	18X4	---	3040-784E 481.61	---
	18X6	---	3040-786E 489.67	---
	18X8	---	3040-788E 510.22	---
	18X10	---	3040-790E 531.24	---
	18X12	---	3040-792E 566.35	---
	18X15	---	3040-795E 633.24	---
	21X2	---	3040-841E 587.62	---
	21X3	---	3040-843E 592.68	---
	21X4	---	3040-844E 596.01	---
	21X6	---	3040-846E 604.07	---
	21X8	---	3040-848E 624.61	---
	21X10	---	3040-850E 645.67	---
21X12	---	3040-852E 680.77	---	
21X15	---	3040-855E 747.66	---	
21X18.701	---	3040-858E 830.52	---	



**Fabricated Fittings Product**  
**PVC 80, 100 & 125 PSI PIP Fabricated Fittings & Pipe Flanges & PVC 80, 100 & 125 PSI PIP Fabricated Fittings**

**Eccentric Stub Surface Reducer**

Size	80 PSI	100 PSI	125 PSI
	Prod Code: 310	Prod Code: 320	Prod Code: 330
	Part Number	Part Number	Part Number

**Eccentric Stub Surface Reducer (Socket) (continued)**

Size	80 PSI Prod Code: 310	100 PSI Prod Code: 320	125 PSI Prod Code: 330
24X2	---	3040-901E 942.36	---
24X3	---	3040-903E 949.53	---
24X6	---	3040-906E 1100.26	---
24X8	---	3040-908E 1120.81	---
24X10	---	3040-910E 1141.86	---
24X12	---	3040-912E 1176.93	---
24X15	---	3040-915E 1233.36	---
24X18	---	3040-918E 1326.72	---
27X3	---	3040-933E 1728.89	---
27X4	---	3040-934E 1730.18	---
27X6	---	3040-936E 1741.54	---
27X8	---	3040-938E 1762.08	---
27X10	---	3040-940E 1783.12	---
27X12	---	3040-942E 1818.22	---
27X15	---	3040-945E 1874.61	---
27X18	---	3040-948E 1967.98	---
27X21	---	3040-951E 2107.58	---
27X24	---	3040-954E 4583.32	---




**Pipe Flanges**

Part Number	Size	Std Pk	Mstr Ctn	Prod Code	MSRP
-------------	------	--------	----------	-----------	------

**Flange Van Stone Style -PIP**

**Flange x PIP Socket**



125 psi Maximum Internal Pressure Rating @ 73°F (23°C)

354-060F	6X6.140	1	4	320	140.71
354-080F	8X8.160	1	2	320	213.07
354-100F	10X10.200	1	2	320	299.59
354-120F	12X12.240	1	2	320	433.91
354-150F	14X15.300	1	0	320	1156.59

Part Number	Size	Std Pk	Mstr Ctn	Prod Code	MSRP
-------------	------	--------	----------	-----------	------

**Flange Van Stone Style -PIP (continued)**

**Flange x PIP Socket**

354-151F	16X15.300	1	0	320	1319.43
354-182F	18X18.360	1	0	320	2004.43
354-181F	18X18.701	1	0	320	2004.43
354-201F	20X22.047	1	0	320	3053.17
354-241F	24X24.803	1	0	320	4471.28

For more information, refer to 80, 100 & 125 psi PIP Fabrication Fittings.

PIP = Plastic Irrigation Pipe (dimensions are NOT the same as IPS dimensions).

Sizes 6" - 16" are furnished with Glass Filled PVC ring.  
 Sizes 18" - 24" are furnished with steel ring.

**Glue-On Saddles**

Size	80 PSI	100 PSI	125 PSI
	Prod Code:310	Prod Code:320	Prod Code:330
	Part Number	Part Number	Part Number

**Saddle (Socket)**

6X2	---	300-101789 64.56	---
6X3	---	300-101797 77.48	---
6X4	---	300-101804 90.37	---
8X2	---	300-101790 64.56	---
8X3	---	300-101798 77.48	---
8X4	---	300-101805 90.37	---
8X6	---	300-101811 103.31	---
10X2	---	300-101791 104.95	---
10X3	---	300-101799 77.48	---
10X4	---	300-101806 90.37	---
10X6	---	300-101812 103.31	---
10X8	---	300-101817 116.22	---
12X2	---	300-101792 64.56	---
12X3	---	300-101800 77.48	---
12X4	---	300-101807 90.37	---
12X6	---	300-101813 103.31	---
12X8	---	300-101818 116.22	---
12X10	---	300-101822 129.11	---
15X2	---	300-101793 64.56	---

