



Fabricated Fittings Product
PVC 80, 100 & 125 PSI PIP Fabricated Fittings & Pipe Flanges & PVC 80, 100 & 125 PSI PIP Fabricated Fittings

Eccentric Stub Surface Reducer

Size	80 PSI Prod Code: 310	100 PSI Prod Code: 320	125 PSI Prod Code: 330
	Part Number	Part Number	Part Number

Eccentric Stub Surface Reducer (Socket) (continued)

24X2	---	3040-901E 991.96	---
24X3	---	3040-903E 999.51	---
24X6	---	3040-906E 1158.17	---
24X8	---	3040-908E 1179.80	---
24X10	---	3040-910E 1201.96	---
24X12	---	3040-912E 1238.87	---
24X15	---	3040-915E 1298.27	---
24X18	---	3040-918E 1396.55	---
27X3	---	3040-933E 1819.88	---
27X4	---	3040-934E 1821.24	---
27X6	---	3040-936E 1833.20	---
27X8	---	3040-938E 1854.82	---
27X10	---	3040-940E 1876.97	---
27X12	---	3040-942E 1913.92	---
27X15	---	3040-945E 1973.27	---
27X18	---	3040-948E 2071.56	---
27X21	---	3040-951E 2218.51	---
27X24	---	3040-954E 4824.55	---




Pipe Flanges

Part Number	Size	Std Pk	Mstr Ctn	Prod Code	MSRP
-------------	------	--------	----------	-----------	------

Flange Van Stone Style -PIP

Flange x PIP Socket



125 psi Maximum Internal Pressure Rating @ 73°F (23°C)

354-060F	6X6.140	1	4	320	148.12
354-080F	8X8.160	1	2	320	224.28
354-100F	10X10.200	1	2	320	315.36
354-120F	12X12.240	1	2	320	456.75
354-150F	14X15.300	1	0	320	1217.46

Part Number	Size	Std Pk	Mstr Ctn	Prod Code	MSRP
-------------	------	--------	----------	-----------	------

Flange Van Stone Style -PIP (continued)

Flange x PIP Socket

354-151F	16X15.300	1	0	320	1388.87
354-182F	18X18.360	1	0	320	2109.93
354-181F	18X18.701	1	0	320	2109.93
354-201F	20X22.047	1	0	320	3213.86
354-241F	24X24.803	1	0	320	4706.61

For more information, refer to 80, 100 & 125 psi PIP Fabrication Fittings.

PIP = Plastic Irrigation Pipe (dimensions are NOT the same as IPS dimensions).

Sizes 6" - 16" are furnished with Glass Filled PVC ring.


Sizes 18" - 24" are furnished with steel ring.

Glue-On Saddles

Size	80 PSI Prod Code:310	100 PSI Prod Code:320	125 PSI Prod Code:330
	Part Number	Part Number	Part Number

Saddle (Socket)

6X2	---	300-101789 67.96	---
6X3	---	300-101797 81.56	---
6X4	---	300-101804 95.13	---
8X2	---	300-101790 67.96	---
8X3	---	300-101798 81.56	---
8X4	---	300-101805 95.13	---
8X6	---	300-101811 108.75	---
10X2	---	300-101791 110.47	---
10X3	---	300-101799 81.56	---
10X4	---	300-101806 95.13	---
10X6	---	300-101812 108.75	---
10X8	---	300-101817 122.34	---
12X2	---	300-101792 67.96	---
12X3	---	300-101800 81.56	---
12X4	---	300-101807 95.13	---
12X6	---	300-101813 108.75	---
12X8	---	300-101818 122.34	---
12X10	---	300-101822 135.91	---
15X2	---	300-101793 67.96	---




Fabricated Fittings Product
PVC 80, 100 & 125 PSI PIP Fabricated Fittings



Glue-On Saddles

	Size	80 PSI	100 PSI	125 PSI
		Prod Code:310	Prod Code:320	Prod Code:330
		Part Number	Part Number	Part Number


Saddle (Socket) (continued)

	15X3	---	300-101801 98.18	---
	15X4	---	300-101808 95.13	---
	15X6	---	300-101814 108.75	---
	15X8	---	300-101819 122.34	---
	15X10	---	300-101823 135.91	---
	15X12	---	300-101826 189.05	---
	18X2	---	300-101794 67.96	---
	18X3	---	300-101802 145.83	---
	18X4	---	300-101809 185.95	---
	18X6	---	300-101815 224.54	---
	18X8	---	300-101820 239.87	---
	18X10	---	300-101824 276.15	---
	18X12	---	300-101827 291.16	---
	18X15	---	300-101829 445.44	---

NOTE: When assembling Spears® Saddles to PVC pipe, Spears® Manufacturing Company recommends Spears® PVC-19 Solvent Cement and Primer-68 or Primer -70, or equivalent. Although good connections may be accomplished without Saddle Straps, Spears® Manufacturing Company recommends the use of a clamp or strap device during the assembly step to insure good compression between the pipe and fitting surfaces as the solvent cures. PVC Fabricated Saddle connections are designed for use in low pressure open ended systems and are not intended for use in high pressure applications. For further details, contact Spears® Technical Services Department. Also applies to stub saddles.


	Size	80 PSI	100 PSI	125 PSI
		Prod Code:310	Prod Code:320	Prod Code:330
		Part Number	Part Number	Part Number

Stub Saddle (Socket)

	6X2	---	300-101884 95.13	---
	6X3	---	300-101892 104.68	---
	6X4	---	300-101899 120.96	---
	8X2	---	300-101885 95.13	---
	8X3	---	300-101893 104.68	---
	8X4	---	300-101900 120.96	---

	Size	80 PSI	100 PSI	125 PSI
		Prod Code:310	Prod Code:320	Prod Code:330
		Part Number	Part Number	Part Number

Stub Saddle (Socket) (continued)

	8X6	---	300-101906 149.53	---
	10X2	---	300-101886 95.13	---
	10X3	---	300-101894 104.68	---
	10X4	---	300-101901 120.96	---
	10X6	---	300-101907 149.53	---
	10X8	---	300-101912 195.78	---
	12X2	---	300-101887 95.13	---
	12X3	---	300-101895 104.68	---
	12X4	---	300-101902 120.96	---
	12X6	---	300-101908 149.53	---
	12X8	---	300-101913 195.78	---
	12X10	---	300-101917 212.04	---
	15X2	---	300-101888 137.29	---
	15X3	---	300-101896 152.21	---
	15X4	---	300-101903 159.06	---
	15X6	---	300-101909 164.46	---
	15X8	---	300-101914 195.78	---
	15X10	---	300-101918 225.64	---
	15X12	---	300-101921 297.69	---
	18X2	---	300-101889 224.28	---
	18X3	---	300-101897 229.74	---
	18X4	---	300-101904 277.28	---
	18X6	---	300-101910 353.45	---
	18X8	---	300-101915 377.93	---
	18X10	---	300-101919 435.04	---
	18X12	---	300-101922 501.68	---
	18X15	---	300-101924 701.47	---