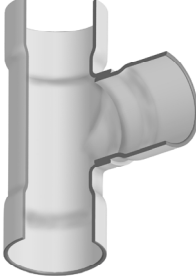


Fabricated Fittings Product
PVC Schedule 40 & 80 Low Pressure Fabricated Fittings




Tees

Size	SCH 40 LOW PR Prod Code: 390	SCH 80 LOW PR Prod Code: 400	
	Part Number MSRP	Part Number MSRP	
	20X14	3701-824 1652.83	3901-824 2646.92
	20X16	3701-826 1760.01	3901-826 2695.20
	20X18	3701-828 1941.35	3901-828 2913.97
	24	3701-240 2815.19	3901-240 3645.26
	24X4	3701-904 1659.87	3901-904 1996.06
	24X6	3701-906 1744.75	3901-906 2251.09
	24X8	3701-908 1851.04	3901-908 2435.12
	24X10	3701-910 1955.56	3901-910 2649.68
	24X12	3701-912 2060.67	3901-912 2788.15
	24X14	3701-914 2201.79	3901-914 3091.48
	24X16	3701-916 2328.91	3901-916 3190.04
	24X18	3701-918 2530.18	3901-918 3345.66
	24X20	3701-920 2716.49	3901-920 3499.60

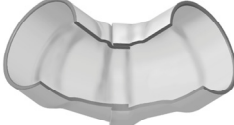
TEE (Socket x Socket x Socket) (continued)

Non 90° Ells

Size	SCH 40 LOW PR Prod Code: 390	SCH 80 LOW PR Prod Code: 400	
	Part Number MSRP	Part Number MSRP	
	4	3711-040 41.13	3911-040 55.93
	6	3711-060 66.07	3911-060 104.56
	8	3711-080 111.69	3911-080 171.15
	10	3711-100 168.54	3911-100 303.33
	12	3711-120 266.62	3911-120 443.33
	14	3711-140 419.17	3911-140 678.69
	16	3711-160 571.40	3911-160 907.22
	18	3711-180 639.49	3911-180 1171.17
	20	3711-200 848.25	3911-200 1501.41
	24	3711-240 1516.51	3911-240 1718.56
	Size	SCH 40 LOW PR Prod Code: 390	SCH 80 LOW PR Prod Code: 400
	Part Number MSRP	Part Number MSRP	

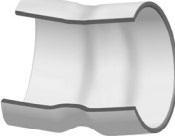
11-1/4° ELBOW (Socket x Socket)

90° Ells

Size	SCH 40 LOW PR Prod Code: 390	SCH 80 LOW PR Prod Code: 400	
	Part Number MSRP	Part Number MSRP	
	6	3706-060 115.05	3906-060 148.94
	8	3706-080 159.83	3906-080 250.15
	10	3706-100 252.65	3906-100 493.81
	12	3706-120 388.64	3906-120 720.11
	14	3706-140 520.49	3906-140 1059.49
	16	3706-160 771.87	3906-160 1317.69
	18	3706-180 1147.99	3906-180 1696.33
	20	3706-200 1291.21	3906-200 2000.03
	24	3706-240 1614.71	3906-240 2992.62

90° Elbow (Socket x Socket)

15° ELBOW (Socket x Socket)

	4	3718-040 41.13	3918-040 55.93
	6	3718-060 66.07	3918-060 104.56
	8	3718-080 111.69	3918-080 171.15
	10	3718-100 168.54	3918-100 303.33
	12	3718-120 266.62	3918-120 443.33
	14	3718-140 419.17	3918-140 678.69
	16	3718-160 571.40	3918-160 907.22
	18	3718-180 639.49	3918-180 1171.17
	20	3718-200 848.25	3918-200 1501.41
	24	3718-240 1516.51	3918-240 1718.56



Fabricated Fittings Product
PVC Schedule 40 & 80 Low Pressure Fabricated Fittings

Non 90° Ells


Size	SCH 40 LOW PR Prod Code: 390	SCH 80 LOW PR Prod Code: 400
	Part Number MSRP	Part Number MSRP

22-1/2° Elbow (Socket x Socket)

	4	3716-040 41.13	3916-040 55.93
	6	3716-060 66.07	3916-060 104.56
	8	3716-080 111.69	3916-080 171.15
	10	3716-100 168.54	3916-100 303.33
	12	3716-120 266.62	3916-120 443.33
	14	3716-140 419.17	3916-140 678.69
	16	3716-160 571.40	3916-160 907.22
	18	3716-180 686.21	3916-180 1171.17
	20	3716-200 848.25	3916-200 1501.41
	24	3716-240 1516.51	3916-240 1718.56

Size	SCH 40 LOW PR Prod Code: 390	SCH 80 LOW PR Prod Code: 400
	Part Number MSRP	Part Number MSRP

22-1/2° Street Ell (Spigot x Socket)

	6	3742-060 72.67	3942-060 114.98
	8	3742-080 122.85	3942-080 188.25
	10	3742-100 185.38	3942-100 333.67
	12	3742-120 293.27	3942-120 487.67
	14	3742-140 461.07	3942-140 746.57
	16	3742-160 453.78	3942-160 997.94
	18	3742-180 754.83	3942-180 1286.63
	20	3742-200 1149.99	3942-200 1767.57
	24	3742-240 1784.12	3942-240 2022.27


Size	SCH 40 LOW PR Prod Code: 390	SCH 80 LOW PR Prod Code: 400
	Part Number MSRP	Part Number MSRP

30° Elbow (Socket x Socket)

	4	3715-040 41.13	3915-040 55.93
	6	3715-060 66.07	3915-060 104.56
	8	3715-080 111.69	3915-080 171.15


Size	SCH 40 LOW PR Prod Code: 390	SCH 80 LOW PR Prod Code: 400
	Part Number MSRP	Part Number MSRP

30° Elbow (Socket x Socket) (continued)

	10	3715-100 168.54	3915-100 303.33
	12	3715-120 266.62	3915-120 443.33
	14	3715-140 419.17	3915-140 678.69
	16	3715-160 571.40	3915-160 907.22
	18	3715-180 686.21	3915-180 1171.17
	20	3715-200 848.25	3915-200 1501.41
	24	3715-240 1516.51	3915-240 1718.56


Size	SCH 40 LOW PR Prod Code: 390	SCH 80 LOW PR Prod Code: 400
	Part Number MSRP	Part Number MSRP

45° Elbow (Socket x Socket)

	6	3717-060 106.79	3917-060 175.23
	8	3717-080 127.87	3917-080 188.29
	10	3717-100 210.32	3917-100 344.93
	12	3717-120 295.38	3917-120 493.09
	14	3717-140 512.16	3917-140 708.63
	16	3717-160 632.38	3917-160 917.65
	18	3717-180 729.78	3917-180 1241.33
	20	3717-200 996.44	3917-200 1559.17
	24	3717-240 1324.03	3917-240 1835.55

Size	SCH 40 LOW PR Prod Code: 390	SCH 80 LOW PR Prod Code: 400
	Part Number MSRP	Part Number MSRP

45° STREET ELL (Spigot x Socket)

	4	3727-040 100.47	3927-040 122.94
	6	3727-060 106.79	3927-060 175.23
	8	3727-080 127.87	3927-080 188.29
	10	3727-100 210.32	3927-100 344.93
	12	3727-120 295.38	3927-120 493.09
	14	3727-140 512.16	3927-140 708.63
	16	3727-160 632.38	3927-160 917.65

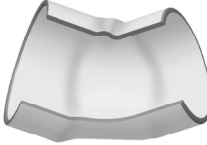
Fabricated Fittings Product
PVC Schedule 40 & 80 Low Pressure Fabricated Fittings



Non 90° Ells


Size	SCH 40 LOW PR Prod Code: 390	SCH 80 LOW PR Prod Code: 400
	Part Number MSRP	Part Number MSRP

45° STREET ELL (Spigot x Socket) (continued)

	18	3727-180 729.78	3927-180 1241.33
	20	3727-200 996.44	3927-200 1559.17
	24	3727-240 1324.03	3927-240 1835.55


Size	SCH 40 LOW PR Prod Code: 390	SCH 80 LOW PR Prod Code: 400
	Part Number MSRP	Part Number MSRP

60° ELBOW (Socket x Socket)

	6	3724-060 127.62	3924-060 186.16
	8	3724-080 182.08	3924-080 312.74
	10	3724-100 305.13	3924-100 586.19
	12	3724-120 399.78	3924-120 862.77
	14	3724-140 732.80	3924-140 1253.71
	16	3724-160 890.94	3924-160 1523.31
	18	3724-180 1144.59	3924-180 1696.33
	20	3724-200 1221.01	3924-200 3378.46
	24	3724-240 1573.16	3924-240 5921.93

Size	SCH 40 LOW PR Prod Code: 390	SCH 80 LOW PR Prod Code: 400
	Part Number MSRP	Part Number MSRP

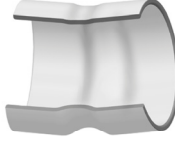
90° STREET ELL (Spigot x Socket)

	4	---	3909-040 140.14
	6	3709-060 122.13	3909-060 166.07
	8	3709-080 168.00	3909-080 273.49
	10	3709-100 280.72	3909-100 542.07
	12	3709-120 409.11	3909-120 796.41
	14	3709-140 565.74	3909-140 1163.83
	16	3709-160 879.91	3909-160 1445.39
	18	3709-180 1272.57	3909-180 1861.40
	20	3709-200 1434.48	3909-200 2196.24
	24	3709-240 1793.78	3909-240 2346.36

Couplings


Size	SCH 40 LOW PR Prod Code: 390	SCH 80 LOW PR Prod Code: 400
	Part Number MSRP	Part Number MSRP

COUPLING (Socket x Socket)

	8	3729-080 72.92	3929-080 161.42
	10	3729-100 89.66	3929-100 175.80
	12	3729-120 131.99	3929-120 202.64
	14	3729-140 214.33	3929-140 405.21
	16	3729-160 239.05	3929-160 481.75
	18	3729-180 407.66	3929-180 949.59
	20	3729-200 711.17	3929-200 1170.80
	24	3729-240 987.67	3929-240 2019.72

Size	SCH 40 LOW PR Prod Code: 390	SCH 80 LOW PR Prod Code: 400
	Part Number MSRP	Part Number MSRP


REPAIR COUPLING (Gasket x Gasket)

	4	3728-040 70.67	3928-040 82.57
	6	3728-060 98.31	3928-060 116.36
	8	3728-080 154.75	3928-080 196.84
	10	3728-100 204.17	3928-100 275.43
	12	3728-120 256.14	3928-120 350.02
	14	3728-140 444.46	3928-140 775.04
	16	3728-160 654.84	3928-160 1162.79
	18	3728-180 856.07	3928-180 1511.54
	20	3728-200 1329.37	3928-200 1813.86
	24	3728-240 1802.95	3928-240 2446.61

Reducer Couplings

Size	SCH 40 LOW PR Prod Code: 390	SCH 80 LOW PR Prod Code: 400
	Part Number MSRP	Part Number MSRP

REDUCER COUPLING (Socket x Socket)

	6X2	3729-528 106.04	3929-528 183.86
	6X3	3729-530 104.38	3929-530 135.82
	6X4	3729-532 37.87	3929-532 89.36