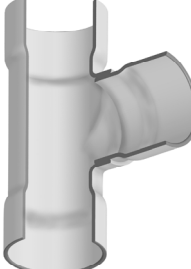


Fabricated Fittings Product
PVC Schedule 40 & 80 Low Pressure Fabricated Fittings




Tees

Size	SCH 40 LOW PR Prod Code: 390	SCH 80 LOW PR Prod Code: 400	
	Part Number MSRP	Part Number MSRP	
	20X14	3701-824 1652.83	3901-824 2646.92
	20X16	3701-826 1760.01	3901-826 2695.20
	20X18	3701-828 1941.35	3901-828 2913.97
	24	3701-240 2815.19	3901-240 3645.26
	24X4	3701-904 1659.87	3901-904 1996.06
	24X6	3701-906 1744.75	3901-906 2251.09
	24X8	3701-908 1851.04	3901-908 2435.12
	24X10	3701-910 1955.56	3901-910 2649.68
	24X12	3701-912 2060.67	3901-912 2788.15
	24X14	3701-914 2201.79	3901-914 3091.48
	24X16	3701-916 2328.91	3901-916 3190.04
	24X18	3701-918 2530.18	3901-918 3345.66
	24X20	3701-920 2716.49	3901-920 3499.60

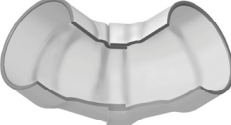
TEE (Socket x Socket x Socket) (continued)

Non 90° Ells

Size	SCH 40 LOW PR Prod Code: 390	SCH 80 LOW PR Prod Code: 400	
	Part Number MSRP	Part Number MSRP	
	4	3711-040 41.13	3911-040 55.93
	6	3711-060 66.07	3911-060 104.56
	8	3711-080 111.69	3911-080 171.15
	10	3711-100 168.54	3911-100 303.33
	12	3711-120 266.62	3911-120 443.33
	14	3711-140 419.17	3911-140 678.69
	16	3711-160 571.40	3911-160 907.22
	18	3711-180 639.49	3911-180 1171.17
	20	3711-200 848.25	3911-200 1501.41
	24	3711-240 1516.51	3911-240 1718.56
	Size	SCH 40 LOW PR Prod Code: 390 Part Number MSRP	SCH 80 LOW PR Prod Code: 400 Part Number MSRP

11-1/4° ELBOW (Socket x Socket)

90° Ells

Size	SCH 40 LOW PR Prod Code: 390	SCH 80 LOW PR Prod Code: 400	
	Part Number MSRP	Part Number MSRP	
	6	3706-060 115.05	3906-060 148.94
	8	3706-080 159.83	3906-080 250.15
	10	3706-100 252.65	3906-100 493.81
	12	3706-120 388.64	3906-120 720.11
	14	3706-140 520.49	3906-140 1059.49
	16	3706-160 771.87	3906-160 1317.69
	18	3706-180 1147.99	3906-180 1696.33
	20	3706-200 1291.21	3906-200 2000.03
	24	3706-240 1614.71	3906-240 2992.62

90° Elbow (Socket x Socket)

15° ELBOW (Socket x Socket)

	4	3718-040 41.13	3918-040 55.93
	6	3718-060 66.07	3918-060 104.56
	8	3718-080 111.69	3918-080 171.15
	10	3718-100 168.54	3918-100 303.33
	12	3718-120 266.62	3918-120 443.33
	14	3718-140 419.17	3918-140 678.69
	16	3718-160 571.40	3918-160 907.22
	18	3718-180 639.49	3918-180 1171.17
	20	3718-200 848.25	3918-200 1501.41
	24	3718-240 1516.51	3918-240 1718.56