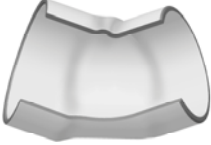





Non 90° Ells

Size	SCH 40 LOW PR	SCH 80 LOW PR
	Prod Code: 390 Part Number MSRP	Prod Code: 400 Part Number MSRP


45° STREET ELL (Spigot x Socket) (continued)

	18	3727-180 768.19	3927-180 1306.66
	20	3727-200 1048.88	3927-200 1641.23
	24	3727-240 1393.72	3927-240 1932.16
Size	SCH 40 LOW PR Prod Code: 390 Part Number MSRP	SCH 80 LOW PR Prod Code: 400 Part Number MSRP	

60° ELBOW (Socket x Socket)

	6	3724-060 134.34	3924-060 195.96
	8	3724-080 191.66	3924-080 329.20
	10	3724-100 321.19	3924-100 617.04
	12	3724-120 420.82	3924-120 908.18
	14	3724-140 771.37	3924-140 1319.69
	16	3724-160 937.83	3924-160 1603.48
	18	3724-180 1204.83	3924-180 1785.61
	20	3724-200 1285.27	3924-200 3556.27
	24	3724-240 1655.96	3924-240 6233.61
Size	SCH 40 LOW PR Prod Code: 390 Part Number MSRP	SCH 80 LOW PR Prod Code: 400 Part Number MSRP	

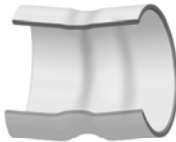
90° STREET ELL (Spigot x Socket)

	4	---	3909-040 147.52
	6	3709-060 128.56	3909-060 174.81
	8	3709-080 176.84	3909-080 287.88
	10	3709-100 295.49	3909-100 570.60
	12	3709-120 430.64	3909-120 838.33
	14	3709-140 595.52	3909-140 1225.08
	16	3709-160 926.22	3909-160 1521.46
	18	3709-180 1339.55	3909-180 1959.37
	20	3709-200 1509.98	3909-200 2311.83
	24	3709-240 1888.19	3909-240 2469.85


Couplings

Size	SCH 40 LOW PR	SCH 80 LOW PR
	Prod Code: 390 Part Number MSRP	Prod Code: 400 Part Number MSRP

COUPLING (Socket x Socket)

	8	3729-080 76.76	3929-080 169.92
	10	3729-100 94.38	3929-100 185.05
	12	3729-120 138.94	3929-120 213.31
	14	3729-140 225.61	3929-140 426.54
	16	3729-160 251.63	3929-160 507.11
	18	3729-180 429.12	3929-180 999.57
	20	3729-200 748.60	3929-200 1232.42
	24	3729-240 1039.65	3929-240 2126.02
Size	SCH 40 LOW PR Prod Code: 390 Part Number MSRP	SCH 80 LOW PR Prod Code: 400 Part Number MSRP	


REPAIR COUPLING (Gasket x Gasket)

	4	3728-040 74.39	3928-040 86.92
	6	3728-060 103.48	3928-060 122.48
	8	3728-080 162.89	3928-080 207.20
	10	3728-100 214.92	3928-100 289.93
	12	3728-120 269.62	3928-120 368.44
	14	3728-140 467.85	3928-140 815.83
	16	3728-160 689.31	3928-160 1223.99
	18	3728-180 901.13	3928-180 1591.09
	20	3728-200 1399.34	3928-200 1909.33
	24	3728-240 1897.84	3928-240 2575.38

Reducer Couplings

Size	SCH 40 LOW PR	SCH 80 LOW PR
	Prod Code: 390 Part Number MSRP	Prod Code: 400 Part Number MSRP

REDUCER COUPLING (Socket x Socket)

	6X2	3729-528 111.62	3929-528 193.54
	6X3	3729-530 109.87	3929-530 142.97
	6X4	3729-532 39.86	3929-532 94.06