

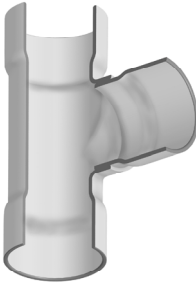


Fabricated Fittings Product
PVC Schedule 40 & 80 DWV Fabricated Fittings

Tees

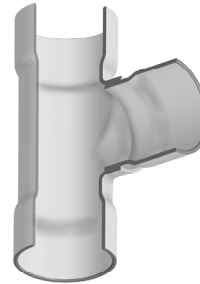
Size	SCH 40 DWV Prod Code: 390	SCH 80 DWV Prod Code: 400
	Part Number MSRP	Part Number MSRP

TEE (Socket x Socket x Socket)

	6	3701-060 116.54	3901-060 269.48
	6X2	3701-528 100.71	3901-528 151.01
	6X3	3701-530 105.78	3901-530 158.12
	6X4	3701-532 110.64	3901-532 164.16
	8	3701-080 189.84	3901-080 321.71
	8X2	3701-578 118.41	3901-578 211.51
	8X3	3701-580 124.17	3901-580 238.31
	8X4	3701-582 127.55	3901-582 243.62
	8X6	3701-585 138.40	3901-585 252.93
	10	3701-100 369.23	3901-100 501.78
	10X2	3701-621 192.76	3901-621 298.43
	10X3	3701-623 196.33	3901-623 325.04
	10X4	3701-624 201.13	3901-624 367.71
	10X6	3701-626 245.85	3901-626 449.32
	10X8	3701-628 329.59	3901-628 470.85
	12	3701-120 490.71	3901-120 743.11
	12X2	3701-661 257.35	3901-661 369.58
	12X3	3701-663 261.15	3901-663 430.71
	12X4	3701-664 267.72	3901-664 489.34
	12X6	3701-666 310.95	3901-666 569.33
12X8	3701-668 371.41	3901-668 626.84	
12X10	3701-670 423.23	3901-670 635.05	
14	3701-140 964.59	3901-140 1241.67	
14X2	3701-691 408.13	3901-691 654.45	
14X3	3701-693 451.72	3901-693 732.20	
14X4	3701-694 503.61	3901-694 805.84	

TEE (Socket x Socket x Socket) (continued)

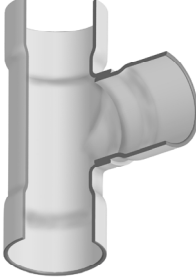
Size	SCH 40 DWV Prod Code: 390	SCH 80 DWV Prod Code: 400
	Part Number MSRP	Part Number MSRP
14X6	3701-696 591.03	3901-696 945.67
14X8	3701-698 704.67	3901-698 1133.01
14X10	3701-700 801.01	3901-700 1191.92
14X12	3701-702 947.58	3901-702 1203.49
16	3701-160 1365.40	3901-160 1956.12
16X2	3701-751 581.98	3901-751 839.04
16X3	3701-753 588.36	3901-753 928.06
16X4	3701-754 624.56	3901-754 999.23
16X6	3701-756 675.58	3901-756 1080.84
16X8	3701-758 790.88	3901-758 1266.11
16X10	3701-760 994.16	3901-760 1417.55
16X12	3701-762 1128.88	3901-762 1797.08
16X14	3701-764 1339.73	3901-764 1858.28
18	3701-180 1696.84	3901-180 2111.91
18X4	3701-784 997.40	3901-784 1159.69
18X6	3701-786 1013.19	3901-786 1312.28
18X8	3701-788 1054.77	3901-788 1361.41
18X10	3701-790 1188.84	3901-790 1375.72
18X12	3701-792 1266.49	3901-792 1691.18
18X14	3701-794 1358.41	3901-794 1944.79
18X16	3701-796 1458.03	3901-796 1987.24
20	3701-200 2259.68	3901-200 3039.14
20X4	3701-814 1205.44	3901-814 1610.09
20X6	3701-816 1275.55	3901-816 1815.75
20X8	3701-818 1347.84	3901-818 2229.95
20X10	3701-820 1446.47	3901-820 2303.86
20X12	3701-822 1531.62	3901-822 2433.54



Fabricated Fittings Product
PVC Schedule 40 & 80 DWV Fabricated Fittings



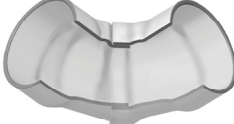
Tees

Size	SCH 40 DWV Prod Code: 390	SCH 80 DWV Prod Code: 400	
	Part Number MSRP	Part Number MSRP	
TEE (Socket x Socket x Socket) (continued)			
	20X14	3701-824 1652.83	3901-824 2646.92
	20X16	3701-826 1760.01	3901-826 2695.20
	20X18	3701-828 1941.35	3901-828 2913.97
	24	3701-240 2815.19	3901-240 3645.26
	24X4	3701-904 1659.87	3901-904 1996.06
	24X6	3701-906 1744.75	3901-906 2251.09
	24X8	3701-908 1851.04	3901-908 2435.12
	24X10	3701-910 1955.56	3901-910 2649.68
	24X12	3701-912 2060.67	3901-912 2788.15
	24X14	3701-914 2201.79	3901-914 3091.48
	24X16	3701-916 2328.91	3901-916 3190.04
	24X18	3701-918 2530.18	3901-918 3345.66
	24X20	3701-920 2716.49	3901-920 3499.60


90° Ells

Size	SCH 40 DWV Prod Code: 390	SCH 80 DWV Prod Code: 400
	Part Number MSRP	Part Number MSRP

90° ELBOW (Socket x Socket)

	6	3706-060 115.05	3906-060 148.94
	8	3706-080 159.83	3906-080 250.15
	10	3706-100 252.65	3906-100 493.81
	12	3706-120 388.64	3906-120 720.11
	14	3706-140 520.49	3906-140 1059.49
	16	3706-160 771.87	3906-160 1317.69
	18	3706-180 1147.99	3906-180 1696.33
	20	3706-200 1291.21	3906-200 2000.03
	24	3706-240 1614.71	3906-240 2992.62

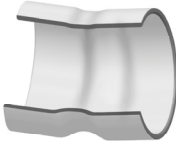
90° Elbow-Long sweep (Socket x Socket)

Size	SCH 40 DWV Prod Code: 390	SCH 80 DWV Prod Code: 400	
	Part Number MSRP	Part Number MSRP	
	3	3706-030LSF 78.98	3906-030LSF 93.41
	4	3706-040LSF 117.63	3906-040LSF 139.43
	6	3706-060LSF 151.04	3906-060LSF 263.40
	8	3706-080LSF 300.71	3906-080LSF 388.83
	10	3706-100LSF 429.44	3906-100LSF 801.59

Non 90° Ells


Size	SCH 40 DWV Prod Code: 390	SCH 80 DWV Prod Code: 400
	Part Number MSRP	Part Number MSRP

11-1/4° ELBOW (Socket x Socket)

	4	3711-040 41.13	3911-040 55.93
	6	3711-060 66.07	3911-060 104.56
	8	3711-080 111.69	3911-080 171.15
	10	3711-100 168.54	3911-100 303.33
	12	3711-120 266.62	3911-120 443.33
	14	3711-140 419.17	3911-140 678.69
	16	3711-160 571.40	3911-160 907.22
	18	3711-180 639.49	3911-180 1171.17
	20	3711-200 848.25	3911-200 1501.41
	24	3711-240 1516.51	3911-240 1718.56

Size	SCH 40 DWV Prod Code: 390	SCH 80 DWV Prod Code: 400
	Part Number MSRP	Part Number MSRP

15° ELBOW (Socket x Socket)

	4	3718-040 41.13	3918-040 55.93
	6	3718-060 66.07	3918-060 104.56
	8	3718-080 111.69	3918-080 171.15
	10	3718-100 168.54	3918-100 303.33
	12	3718-120 266.62	3918-120 443.33
	14	3718-140 419.17	3918-140 678.69
	16	3718-160 571.40	3918-160 907.22