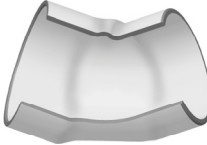



Fabricated Fittings Product
PVC Schedule 40 & 80 DWV Fabricated Fittings




Non 90° Ells

Size	SCH 40 DWV Prod Code: 390	SCH 80 DWV Prod Code: 400	
	Part Number MSRP	Part Number MSRP	
45° STREET ELL (Spigot x Socket) (continued)			
	10	3727-100 210.32	3927-100 344.93
	12	3727-120 295.38	3927-120 493.09
	14	3727-140 512.16	3927-140 708.63
	16	3727-160 632.38	3927-160 917.65
	18	3727-180 729.78	3927-180 1241.33
	20	3727-200 996.44	3927-200 1559.17
	24	3727-240 1324.03	3927-240 1835.55
	Size	SCH 40 DWV Prod Code: 390	SCH 80 DWV Prod Code: 400
	Part Number MSRP	Part Number MSRP	

60° ELBOW (Socket x Socket)


	4	3724-040 121.35	---
	6	3724-060 127.62	3924-060 186.16
	8	3724-080 182.08	3924-080 312.74
	10	3724-100 305.13	3924-100 586.19
	12	3724-120 399.78	3924-120 862.77
	14	3724-140 732.80	3924-140 1253.71
	16	3724-160 890.94	3924-160 1523.31
	18	3724-180 1144.59	3924-180 1696.33
	20	3724-200 1221.01	3924-200 3378.46
	24	3724-240 1573.16	3924-240 5921.93
Size	SCH 40 DWV Prod Code: 390	SCH 80 DWV Prod Code: 400	
	Part Number MSRP	Part Number MSRP	

90° STREET ELL (Spigot x Socket)

	4	3709-040 120.60	3909-040 140.14
	6	3709-060 122.13	3909-060 166.07
	8	3709-080 168.00	3909-080 273.49
	10	3709-100 280.72	3909-100 542.07
	12	3709-120 409.11	3909-120 796.41

Size	SCH 40 DWV Prod Code: 390	SCH 80 DWV Prod Code: 400
	Part Number MSRP	Part Number MSRP


90° STREET ELL (Spigot x Socket) (continued)

	14	3709-140 565.74	3909-140 1163.83
	16	3709-160 879.91	3909-160 1445.39
	18	3709-180 1272.57	3909-180 1861.40
	20	3709-200 1434.48	3909-200 2196.24
	24	3709-240 1793.78	3909-240 2346.36


Couplings

Size	SCH 40 DWV Prod Code: 390	SCH 80 DWV Prod Code: 400
	Part Number MSRP	Part Number MSRP

COUPLING (Socket x Socket)

	8	3729-080 72.92	3929-080 161.42
	10	3729-100 89.66	3929-100 175.80
	12	3729-120 131.99	3929-120 202.64
	14	3729-140 214.33	3929-140 405.21
	16	3729-160 239.05	3929-160 481.75
	18	3729-180 407.66	3929-180 949.59
	20	3729-200 711.17	3929-200 1170.80
	24	3729-240 987.67	3929-240 2019.72
Size	SCH 40 DWV Prod Code: 390	SCH 80 DWV Prod Code: 400	
	Part Number MSRP	Part Number MSRP	

REPAIR COUPLING (Gasket x Gasket)

	4	3728-040 70.67	3928-040 82.57
	6	3728-060 98.31	3928-060 116.36
	8	3728-080 154.75	3928-080 196.84
	10	3728-100 204.17	3928-100 275.43
	12	3728-120 256.14	3928-120 350.02
	14	3728-140 444.46	3928-140 775.04
	16	3728-160 654.84	3928-160 1162.79
	18	3728-180 856.07	3928-180 1511.54
20	3728-200 1329.37	3928-200 1813.86	



Fabricated Fittings Product
PVC Schedule 40 & 80 DWV Fabricated Fittings

Couplings

Size	SCH 40 DWV Prod Code: 390	SCH 80 DWV Prod Code: 400
	Part Number MSRP	Part Number MSRP

REPAIR COUPLING (Gasket x Gasket) (continued)

	24	3728-240 1802.95	3928-240 2446.61
--	----	---------------------	---------------------

Reducer Couplings

Size	SCH 40 DWV Prod Code: 390	SCH 80 DWV Prod Code: 400
	Part Number MSRP	Part Number MSRP

REDUCER COUPLING (Socket x Socket)

	6X2	3729-528 106.04	3929-528 183.86
	6X3	3729-530 104.38	3929-530 135.82
	6X4	3729-532 37.87	3929-532 89.36
	8X2	3729-578 178.37	3929-578 248.39
	8X3	3729-580 165.13	3929-580 217.09
	8X4	3729-582 93.87	3929-582 171.56
	8X6	3729-585 80.68	3929-585 157.88
	10X4	3729-624 211.83	3929-624 403.03
	10X6	3729-626 197.41	3929-626 321.58
	10X8	3729-628 138.17	3929-628 171.88
	12X4	3729-664 398.29	3929-664 579.08
	12X6	3729-666 302.00	3929-666 477.46
	12X8	3729-668 265.79	3929-668 414.33
	12X10	3729-670 201.13	3929-670 254.49
	14X4	3729-694 640.96	3929-694 783.55
	14X6	3729-696 620.52	3929-696 699.88
	14X8	3729-698 449.17	3929-698 688.42
	14X10	3729-700 379.36	3929-700 581.19
	14X12	3729-702 336.89	3929-702 371.54
	16X4	3729-754 686.02	3929-754 1151.38

REDUCER COUPLING (Socket x Socket) (continued)

Size	SCH 40 DWV Prod Code: 390	SCH 80 DWV Prod Code: 400	
	Part Number MSRP	Part Number MSRP	
	16X6	3729-756 631.89	3929-756 1079.43
	16X8	3729-758 574.99	3929-758 1019.47
	16X10	3729-760 513.52	3929-760 708.78
	16X12	3729-762 466.20	3929-762 651.57
	16X14	3729-764 404.32	3929-764 549.29
	18X6	3729-786 1141.97	3929-786 1664.12
	18X8	3729-788 968.57	3929-788 1539.96
	18X10	3729-790 903.76	3929-790 1415.22
	18X12	3729-792 846.17	3929-792 1182.77
	18X14	3729-794 780.37	3929-794 1145.33
	18X16	3729-796 582.94	3929-796 978.99
	20X6	3729-816 1430.35	3929-816 2340.06
	20X8	3729-818 1385.24	3929-818 2312.98
	20X10	3729-820 1214.44	3929-820 2295.79
	20X12	3729-822 1197.80	3929-822 2153.01
	20X14	3729-824 1183.01	3929-824 2135.89
	20X16	3729-826 1116.02	3929-826 1710.54
	20X18	3729-828 985.94	3929-828 1179.55
	24X6	3729-906 2876.69	3929-906 3956.64
	24X8	3729-908 2794.27	3929-908 3923.63
24X10	3729-910 2310.33	3929-910 3910.22	
24X12	3729-912 2234.16	3929-912 3847.04	
24X14	3729-914 2118.48	3929-914 3834.16	
24X16	3729-916 1945.19	3929-916 3686.85	
24X18	3729-918 1722.43	3929-918 2810.95	
24X20	3729-920 1294.84	3929-920 2520.93	