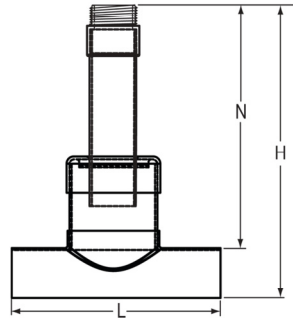




Low Head PIP Mechanical Vent Riser

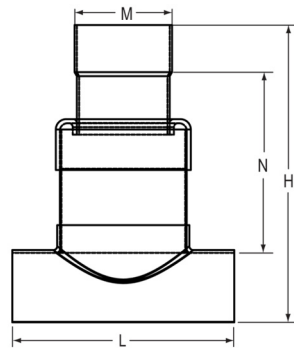
Saddle x Riser/Vent x Chamber



Part Number	Size	H	L	N	Approx. Wt. (Lbs.)
2883-52842	6X2X4	45-3/16	12	42	4.10
2883-57842	8X2X6	46-3/16	10-3/4	42	4.38
2883-58042	8X3X6	46-3/16	10-3/4	42	7.06
2883-62142	10X2X8	47-1/4	14	42	5.30
2883-62342	10X3X8	47-1/4	14	42	8.32
2883-62442	10X4X8	47-1/4	14	42	6.83
2883-66142	12X2X10	48-1/4	17	42	7.84
2883-66342	12X3X10	48-1/4	17	42	9.95
2883-66442	12X4X10	48-1/4	17	42	9.11
2883-72442	15X4X12	49-15/16	26	42	12.97
2883-78442	18X4X15	51-3/8	25	42	20.87
2883-81442	20X4X18	52-7/16	29-1/2	42	28.62

Low Head PIP Vent Base

Saddle x Riser x Outlet



Part Number	Size	H	L	M	N	Approx. Wt. (Lbs.)
2888-532020	6X4X2	10-11/16	12	2-11/16	5-7/8	1.70
2888-585030	8X6X3	14-13/16	10-3/4	3-15/16	8-1/2	2.40
2888-585040	8X6X4	15-1/8	10-3/4	4-3/4	8-13/16	2.35
2888-628060	10X8X6	18-5/16	14	6-1/4	10-13/16	3.35
2888-670060	12X10X6	21-1/8	17	6-1/4	12	5.86
2888-732080	15X12X8	25-7/16	19	8-5/16	13-13/16	9.97
2888-795080	18X15X8	30	25	8-5/16	16-13/16	17.62

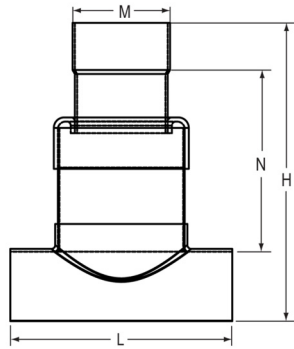


Fabricated Fittings Technical
PVC Low Head PIP Fabricated Fittings, Risers & Accessories

Low Head PIP Vent Base

(Continued)

Saddle x Riser x Outlet



Part Number	Size	H	L	M	N	Approx. Wt. (Lbs.)
2888-828080	20X18X8	34-1/8	29-1/2	8-5/16	19-15/16	25.88