



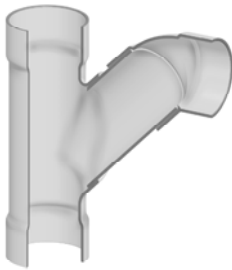
**Drain, Waste & Vent (DWV) Product**  
**PVC Schedule 40 & 80 DWV Fabricated Fittings**

**Wyes**

Size	SCH 40 DWV Prod Code: 390	SCH 80 DWV Prod Code: 400
	Part Number MSRP	Part Number MSRP

**COMBO WYE (Socket x Socket x Socket) (continued)**

18X12	3777-792 1657.03	3977-792 2961.86
18X14	3777-794 1881.45	3977-794 3388.68
18X16	3777-796 2140.02	3977-796 3643.61
20	3777-200 3005.77	3977-200 7414.83
20X4	3777-814 1563.66	3977-814 1975.27
20X6	3777-816 1693.39	3977-816 2187.45
20X8	3777-818 1725.48	3977-818 2724.79
20X10	3777-820 1808.88	3977-820 3045.84
20X12	3777-822 2273.56	3977-822 3597.81
20X14	3777-824 2393.43	3977-824 3965.38
20X16	3777-826 2677.99	3977-826 5049.93
20X18	3777-828 2736.63	3977-828 6905.01
24	3777-240 4060.23	3977-240 7896.33
24X4	3777-904 2084.59	3977-904 3197.55
24X6	3777-906 2276.29	3977-906 3402.20
24X8	3777-908 2539.25	3977-908 3547.39
24X10	3777-910 2718.55	3977-910 4192.87
24X12	3777-912 2831.64	3977-912 4513.12
24X14	3777-914 2883.82	3977-914 5383.94
24X16	3777-916 3334.74	3977-916 6285.61
24X18	3777-918 3562.41	3977-918 7125.38
24X20	3777-920 3619.20	3977-920 7562.80

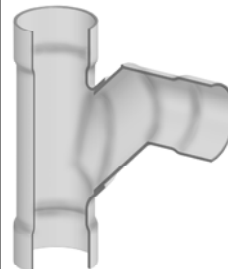


**Sanitary Tees**

Size	SCH 40 DWV Prod Code: 390	SCH 80 DWV Prod Code: 400
	Part Number MSRP	Part Number MSRP

**SANITARY TEE (Socket x Socket x Socket)**

2	---	3990-020 203.25
3	---	3990-030 207.77
4	---	3990-040 209.76
6	3790-060 188.34	3990-060 316.75
6X4	3790-532 141.09	3990-532 250.36
8	3790-080 345.08	3990-080 573.48
8X2	3790-578 176.54	3990-578 313.69
8X3	3790-580 233.27	3990-580 357.29
8X4	3790-582 221.36	3990-582 380.94
8X6	3790-585 265.18	3990-585 424.19
10	3790-100 616.97	3990-100 1089.25
10X2	3790-621 270.91	3990-621 422.26
10X3	3790-623 275.49	3990-623 434.27
10X4	3790-624 295.17	3990-624 472.26
10X6	3790-626 379.87	3990-626 598.19
10X8	3790-628 465.13	3990-628 770.51
12	3790-120 883.46	3990-120 1344.73
12X2	3790-661 454.59	3990-661 713.84
12X3	3790-663 459.78	3990-663 725.54
12X4	3790-664 473.22	3990-664 755.62
12X6	3790-666 515.97	3990-666 846.14
12X8	3790-668 574.47	3990-668 1005.04
12X10	3790-670 723.63	3990-670 1164.36
14	3790-140 1555.93	3990-140 2061.46
14X2	3790-691 616.47	3990-691 1125.75
14X3	3790-693 668.93	3990-693 1142.75



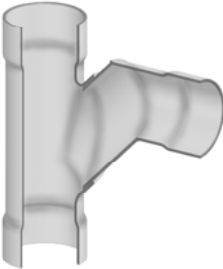
**Drain, Waste & Vent (DWV) Product**  
**PVC Schedule 40 & 80 DWV Fabricated Fittings**



**Sanitary Tees**

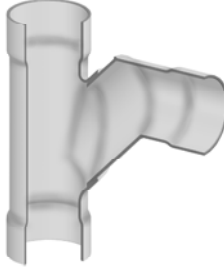
	Size	SCH 40 DWV	SCH 80 DWV
		Prod Code: 390	Prod Code: 400
		Part Number MSRP	Part Number MSRP

**SANITARY TEE (Socket x Socket x Socket) (continued)**

	14X4	3790-694 <b>675.46</b>	3990-694 <b>1165.69</b>
	14X6	3790-696 <b>805.56</b>	3990-696 <b>1329.19</b>
	14X8	3790-698 <b>918.82</b>	3990-698 <b>1398.19</b>
	14X10	3790-700 <b>1103.67</b>	3990-700 <b>1589.54</b>
	14X12	3790-702 <b>1301.13</b>	3990-702 <b>1910.74</b>
	16	3790-160 <b>2001.74</b>	3990-160 <b>2459.91</b>
	16X2	3790-751 <b>897.08</b>	3990-751 <b>1390.08</b>
	16X3	3790-753 <b>905.87</b>	3990-753 <b>1446.12</b>
	16X4	3790-754 <b>926.25</b>	3990-754 <b>1491.51</b>
	16X6	3790-756 <b>984.59</b>	3990-756 <b>1578.13</b>
	16X8	3790-758 <b>1085.84</b>	3990-758 <b>1767.23</b>
	16X10	3790-760 <b>1227.01</b>	3990-760 <b>1952.94</b>
	16X12	3790-762 <b>1317.38</b>	3990-762 <b>2099.49</b>
	16X14	3790-764 <b>1578.94</b>	3990-764 <b>2290.71</b>
	18	3790-180 <b>2050.01</b>	3990-180 <b>3976.46</b>
	18X4	3790-784 <b>1092.45</b>	3990-784 <b>1728.43</b>
	18X6	3790-786 <b>1171.65</b>	3990-786 <b>1833.33</b>
	18X8	3790-788 <b>1469.84</b>	3990-788 <b>2044.37</b>
	18X10	3790-790 <b>1672.48</b>	3990-790 <b>2206.40</b>
	18X12	3790-792 <b>1718.08</b>	3990-792 <b>2873.48</b>
	18X14	3790-794 <b>1958.61</b>	3990-794 <b>2955.46</b>
	18X16	3790-796 <b>2114.43</b>	3990-796 <b>3621.99</b>
	20	3790-200 <b>2769.27</b>	3990-200 <b>7300.39</b>
	20X4	3790-814 <b>1156.48</b>	3990-814 <b>1937.92</b>
	20X6	3790-816 <b>1323.31</b>	3990-816 <b>2105.63</b>
	20X8	3790-818 <b>1427.42</b>	3990-818 <b>2674.97</b>

	Size	SCH 40 DWV	SCH 80 DWV
		Prod Code: 390	Prod Code: 400
		Part Number MSRP	Part Number MSRP


**SANITARY TEE (Socket x Socket x Socket) (continued)**

	20X10	3790-820 <b>1610.45</b>	3990-820 <b>2973.98</b>
	20X12	3790-822 <b>1803.21</b>	3990-822 <b>3516.19</b>
	20X14	3790-824 <b>2144.44</b>	3990-824 <b>3814.54</b>
	20X16	3790-826 <b>2472.56</b>	3990-826 <b>4960.05</b>
	20X18	3790-828 <b>2664.35</b>	3990-828 <b>6866.61</b>
	24	3790-240 <b>3623.28</b>	3990-240 <b>7834.34</b>
	24X4	3790-904 <b>1693.44</b>	3990-904 <b>3122.94</b>
	24X6	3790-906 <b>1880.09</b>	3990-906 <b>3274.26</b>
	24X8	3790-908 <b>2495.24</b>	3990-908 <b>3425.55</b>
	24X10	3790-910 <b>2697.92</b>	3990-910 <b>4103.07</b>
	24X12	3790-912 <b>2819.13</b>	3990-912 <b>4418.85</b>
	24X14	3790-914 <b>2876.02</b>	3990-914 <b>5326.98</b>
	24X16	3790-916 <b>3298.33</b>	3990-916 <b>6114.99</b>
	24X18	3790-918 <b>3457.57</b>	3990-918 <b>7032.34</b>
	24X20	3790-920 <b>3582.45</b>	3990-920 <b>7427.73</b>


**Adapters**

	Size	SCH 40 DWV	SCH 80 DWV
		Prod Code: 399	Prod Code: 400
		Part Number MSRP	Part Number MSRP

**IPS x SEWER ADAPTER (Socket x Spigot)**

	4	3729-04013IXS <b>19.40</b>	---
	6	3729-06013IXS <b>40.94</b>	---
	8	3729-08013IXS <b>79.25</b>	---
	10	3729-10013IXS <b>214.61</b>	---
	12	3729-12013IXS <b>233.49</b>	---

**IPS x SEWER ADAPTER (Socket x Socket)**

	4	3729-040IXS <b>33.36</b>	---
	6	3729-060IXS <b>60.96</b>	---
	8	3729-080IXS <b>97.94</b>	---